Stacking Height Guide for Parallel Board-to-Board Applications

Stacking Height mm	Stacking Height inch	Connector Description	Pitch	10	12	14	16	20	22	24	30	34	38	40	46	50
				Connector Sizes (No. of Positions)												
1.00	0.039	.4mm Fine Stack	.4mm													
1.50	0.059	.4mm Fine Stack	.4mm													
1.50	0.059	.5mm Fine Stack	.5mm													
3.00	0.118	.8mm Fine Stack	.8mm													
3.90	0.154	.8mm Fine Stack	.8mm													
4.00	0.157	.5mm Fine Mate	.5mm													
4.00	0.157	.6mm Free Height	.6mm													
4.00	0.157	.8mm Fine Mate	.8mm													
4.20	0.165	.8mm Fine Stack	.8mm													
4.50	0.177	.5mm Fine Mate	.5mm													
4.50	0.177	.8mm Fine Mate	.8mm													
4.70	0.185	.8mm Fine Stack	.8mm													
5.00	0.197	.5mm Free Height	.5mm													
5.00	0.197	.6mm Free Height	.6mm													
5.00	0.197	.8mm Fine Stack	.8mm													
5.00	0.197	.8mm Free Height	.8mm													
5.50	0.217	.5mm Fine Mate	.5mm													
5.90	0.232	.8mm Fine Stack	.8mm													
6.00	0.236	.5mm Fine Mate	.5mm													
6.00	0.236	.5mm Free Height	.5mm													
6.00	0.236	.6mm Free Height	.6mm													
6.00	0.236	.8mm Free Height	.8mm													
6.35	0.250	AMPMODU 50/50	.050"													
6.60	0.260	MICTOR	.025"													
7.00	0.276	.5mm Free Height	.5mm													
7.00	0.276	.6mm Free Height	.6mm													
7.00	0.276	.8mm Fine Stack	.8mm													
7.00	0.276	.8mm Free Height	.8mm													
8.00	0.315	.5mm Free Height	.5mm													
8.00	0.315	.6mm Free Height	.6mm													
8.00	0.315	.8mm Free Height	.8mm													
8.00	0.315	1mm Free Height	1mm													
8.13	0.320	AMPMODU 50/50	.050"													
9.00	0.354	.5mm Free Height	.5mm													
9.00	0.354	.8mm Fine Stack	.8mm													
9.00	0.354	.8mm Free Height	.8mm													
9.00	0.354	1mm Free Height	1mm													
9.00	0.354	MICTOR	.025"													
9.91	0.390	AMPMODU 50/50	.050"													
10.00	0.394	.6mm Free Height	.6mm													
10.00	0.394	.8mm Free Height	.8mm													
10.00	0.394	1mm Free Height	1mm													
10.92	0.430	MICTOR	.025"													
11.00	0.433	.5mm Free Height	.5mm													
11.00	0.433	.6mm Free Height	.6mm													
11.00	0.433	.8mm Free Height	.8mm													
11.00	0.433	1mm Free Height	1mm													
12.00	0.472	.5mm Free Height	.5mm													
12.00	0.472	.6mm Free Height	.6mm													
12.00	0.472	.8mm Free Height	.8mm													
12.00	0.472	1mm Free Height	1mm													
12.57	0.495	MICTOR	.025"													
13.00	0.512	.6mm Free Height	.6mm													
13.00	0.512	.8mm Free Height	.8mm													
13.00	0.512	1mm Free Height	1mm													
13.08	0.515	AMPMODU System 50	.050"													
14.00	0.551	.6mm Free Height	.6mm													
14.00	0.551	.8mm Free Height	.8mm													
14.00	0.551	1mm Free Height	1mm													
15.00	0.591	.5mm Free Height	.5mm													
15.00	0.591	.6mm Free Height	.6mm													
15.00	0.591	.8mm Free Height	.8mm													
15.00	0.591	1mm Free Height	1mm													
15.61	0.615	MICTOR	.025"													
16.00	0.630	.5mm Free Height	.5mm													
16.00	0.630	.6mm Free Height	.6mm													
16.00	0.630	.8mm Free Height	.8mm													
17.96	0.707	MICTOR	.025"													
18.00	0.709	.6mm Free Height	.6mm													
18.00	0.709	MICTOR	.025"													
18.75	0.738	MICTOR	.025"													
20.00	0.787	.6mm Free Height	.6mm													
20.00	0.787	MICTOR	.025"													
21.60	0.850	MICTOR	.025"													
22.86	0.900	MICTOR	.025"													
27.00	1.063	MICTOR	.025"													
27.80	1.094	MICTOR	.025"													
29.00	1.142	MICTOR	.025"													
31.90	1.255	MICTOR	.025"													

tyco Electronics
Fine Pitch SMT Stacking Connectors
(Parallel Board-to-Board)
AMP

Stacking Height Guide for Parallel Board-to-Board Applications (Continued)

Stacking Height mm	Stacking Height inch	Connector Description	Pitch	54	56	60	64	70	76	80	84	100	114	120	140	152	160	180	190	200	220	228	240	266	280	320	440
				Connector Sizes (No. of Positions) *Continued*																							
1.00	0.039	.4mm Fine Stack	.4mm																								
1.50	0.059	.4mm Fine Stack	.4mm																								
1.50	0.059	.5mm Fine Stack	.5mm																								
3.00	0.118	.8mm Fine Stack	.8mm																								
3.90	0.154	.8mm Fine Stack	.8mm																								
4.00	0.157	.5mm Fine Mate	.5mm																								
4.00	0.157	.6mm Free Height	.6mm																								
4.00	0.157	.8mm Fine Mate	.8mm																								
4.20	0.165	.8mm Fine Stack	.8mm																								
4.50	0.177	.5mm Fine Mate	.5mm																								
4.50	0.177	.8mm Fine Mate	.8mm																								
4.70	0.185	.8mm Fine Stack	.8mm																								
5.00	0.197	.5mm Free Height	.5mm																								
5.00	0.197	.6mm Free Height	.6mm																								
5.00	0.197	.8mm Fine Stack	.8mm																								
5.00	0.197	.8mm Free Height	.8mm																								
5.50	0.217	.5mm Fine Mate	.5mm																								
5.90	0.232	.8mm Fine Stack	.8mm																								
6.00	0.236	.5mm Fine Mate	.5mm																								
6.00	0.236	.5mm Free Height	.5mm																								
6.00	0.236	.6mm Free Height	.6mm																								
6.00	0.236	.8mm Free Height	.8mm																								
6.35	0.250	AMPMODU 50/50	.050"																								
6.60	0.260	MICTOR	.025"																								
7.00	0.276	.5mm Free Height	.5mm																								
7.00	0.276	.6mm Free Height	.6mm																								
7.00	0.276	.8mm Fine Stack	.8mm																								
7.00	0.276	.8mm Free Height	.8mm																								
8.00	0.315	.5mm Free Height	.5mm																								
8.00	0.315	.6mm Free Height	.6mm																								
8.00	0.315	.8mm Free Height	.8mm																								
8.00	0.315	1mm Free Height	1mm																								
8.13	0.320	AMPMODU 50/50	.050"																								
9.00	0.354	.5mm Free Height	.5mm																								
9.00	0.354	.8mm Fine Stack	.8mm																								
9.00	0.354	.8mm Free Height	.8mm																								
9.00	0.354	1mm Free Height	1mm																								
9.00	0.354	MICTOR	.025"																								
9.91	0.390	AMPMODU 50/50	.050"																								
10.00	0.394	.6mm Free Height	.6mm																								
10.00	0.394	.8mm Free Height	.8mm																								
10.00	0.394	1mm Free Height	1mm																								
10.92	0.430	MICTOR	.025"																								
11.00	0.433	.5mm Free Height	.5mm																								
11.00	0.433	.6mm Free Height	.6mm																								
11.00	0.433	.8mm Free Height	.8mm																								
11.00	0.433	1mm Free Height	1mm																								
12.00	0.472	.5mm Free Height	.5mm																								
12.00	0.472	.6mm Free Height	.6mm																								
12.00	0.472	.8mm Free Height	.8mm																								
12.00	0.472	1mm Free Height	1mm																								
12.57	0.495	MICTOR	.025"																								
13.00	0.512	.6mm Free Height	.6mm																								
13.00	0.512	.8mm Free Height	.8mm																								
13.00	0.512	1mm Free Height	1mm																								
13.08	0.515	AMPMODU System 50	.050"																								
14.00	0.551	.6mm Free Height	.6mm																								
14.00	0.551	.8mm Free Height	.8mm																								
14.00	0.551	1mm Free Height	1mm																								
15.00	0.591	.5mm Free Height	.5mm																								
15.00	0.591	.6mm Free Height	.6mm																								
15.00	0.591	.8mm Free Height	.8mm																								
15.00	0.591	1mm Free Height	1mm																								
15.61	0.615	MICTOR	.025"																								
16.00	0.630	.5mm Free Height	.5mm																								
16.00	0.630	.6mm Free Height	.6mm																								
16.00	0.630	.8mm Free Height	.8mm																								
17.96	0.707	MICTOR	.025"																								
18.00	0.709	.6mm Free Height	.6mm																								
18.00	0.709	MICTOR	.025"																								
18.75	0.738	MICTOR	.025"																								
20.00	0.787	.6mm Free Height	.6mm																								
20.00	0.787	MICTOR	.025"																								
21.60	0.850	MICTOR	.025"																								
22.86	0.900	MICTOR	.025"																								
27.00	1.063	MICTOR	.025"																								
27.80	1.094	MICTOR	.025"																								
29.00	1.142	MICTOR	.025"																								
31.90	1.255	MICTOR	.025"																								

Americas

Argentina – Buenos Aires
Phone: +54-11-4733-2200
Fax: +54-11-4733-2211

Brasil – São Paulo
Phone: +55-11-3611-1311
Fax: +55-11-3611-0397

Canada – Toronto
Phone: +905-475-6222
Fax: +905-474-5520
Product Information Center:
(Technical Support)
Phone: +905-470-4425
Fax: +905-474-5525

Colombia – Bogota
Phone: +57-1-231-0398
Fax: +57-1-660-0206

Mexico – Mexico City
Phone: +52-55-1106-0800
Fax: +52-5-361-8545

United States – Harrisburg, PA
Phone: +717-564-0100
Fax: +717-986-7575
Product Information Center:
(Technical Support)
Phone: +800-522-6752
Fax: +717-986-7575

For Latin/South American Countries not shown
Phone: +54-11-4733-2015
Fax: +54-11-4733-2083

Asia/Pacific

Australia – Sydney
Phone: +61-2-9554-2600
Fax: +61-2-9502-2556
Product Information Center:
(Technical Support)
Phone: +61-2-9840-8200
Fax: +61-2-9634-6188

India – Bangalore
Phone: +91-80-285-40800
Fax: +91-80-285-40820

Indonesia – Jakarta
Phone: +65-6482-0311
Fax: +65-6482-1012

Japan – Toyko
Phone: +81-44-844-8111
Fax: +81-44-812-3207
Raychem & Identification Products
Phone: +81-44-844-8183
Fax: +81-44-844-8184
Product Information Center:
(Technical Support)
Phone: +81-44-844-8013
Fax: +81-44-812-3200

Korea – Seoul
Phone: +82-2-3415-4500
Fax: +82-2-3486-3810

Malaysia – Kuala Lumpur
Phone: +60-3-78053055
Fax: +60-3-78053066

New Zealand – Auckland
Phone: +64-9-634-4580
Fax: +64-9-634-4586

Philippines – Makati City
Phone: +632-848-0171
Fax: +632-867-8661

People's Republic of China
Hong Kong
Phone: +852-2735-1628
Fax: +852-2735-0243

Shanghai
Phone: +86-21-64857333/64850602
Fax: +86-21-64856222/54260190

Singapore – Singapore
Phone: +65-6482-0311
Fax: +65-6482-1012
Raychem Products
Phone: +65-4866-151
Fax: +65-6545-514
Identification Products
Phone: +65 (0) 6482-0311
Fax: +65 (0) 6481-5514

Taiwan – Taipei
Phone: +886-2-8768-2788
Fax: +886-2-8768-2268

Thailand – Bangkok
Phone: +66-2-955-0500
Fax: +66-2-955-0505

Vietnam and Indochina –
Ho Chi Minh City
Phone: +84-8 930-5546
Fax: +84-8 930-3443

Europe/Middle East/Africa

Austria – Vienna
Phone: +43-1 90 5 60-0
Fax: +43-1 90 5 60-1333

Belgium – Kessel-Lo
Phone: +32-16-35-23-00
Fax: +32-16-35-23-52

Bulgaria – Sofia
Phone: +359-2-971-2152
Fax: +359-2-971-2153

Czech Republic – Kurim
Phone: +420-5-41-162-111
Fax: +420-5-41-162-223

Denmark – Glostrup
Phone: +45-43-480-452
Fax: +45-43-441-414

Egypt – Cairo
Phone: +20-2-290-42-81
Fax: +20-2-419-23-34

Finland – Helsinki
Phone: +358-95-12-34-20
Fax: +358-95-12-34-250

France – Cergy-Pontoise
Phone: +33-1-3420-8888
Fax: +33-1-3420-9600
Product Information Center:
(Technical Support)
Phone: +33-1-3420-8943
Fax: +33-1-3420-8623

Germany – Bensheim
Phone: +49-6251-133-0
Fax: +49-6251-133-1600
Product Information Center:
(Technical Support)
Phone: +49-6251-133-1999
Fax: +49-6251-133-1988

Germany – Langen
Phone: +49-6103-709-0
Fax: +49-6103-709-1223

Germany – Speyer
Phone: +49-6232-30-0
Fax: +49-6232-30-2243

Germany - HTS Division – Neunkirchen
Phone: +49-2247-305-0
Fax: +49-2247-305-122

Great Britain –
Stanmore Middlesex
Phone: +44-8706-080-208
Fax: +44-1793-572-109
Product Information Center:
(Technical Support)
Freephone GB: 0800-267-666
Phone: +44-208-420-8341 or 8343
+44-208-420-8081

Great Britain – **Raychem & Identification Products**
Phone: +44-1793-528171
Fax: +44-1793-572-516

Greece – Athens
Phone: +30-1-9370-396/397
Fax: +30-1-9370-655

Hungary – Budapest
Phone: +36-1-289-1000
Fax: +36-1-289-1010

Ireland – Dublin
Phone: +353-1-820-3000
Fax: +353-1-820-9790

Israel – Yokneam
Phone: +972-4-959-0508
Fax: +972-4-959-0506

Italy – Collegno (Torino)
Phone: +39-011-4012-111
Fax: +39-011-4031116

Lithuania – Vilnius
Phone: +370-5-2131-402
Fax: +370-5-2131-403

Netherlands – 's-Hertogenbosch
Phone: +31-73-624-62-46
Fax: +31-73-621-23-65
Product Information Center:
(Technical Support)
Phone: +31-73-6246-999
Fax: +31-73-6246-998

Norway – Nesbru
Phone: +47-66-77-8886
Fax: +47-66-77-8855

Poland – Warsaw
Phone: +48-22-45-76-700
Fax: +48-22-45-76-720

Romania – Bucharest
Phone: +40-21-311-3479/3596
Fax: +40-21-312-0574

Russia – Moscow
Phone: +7-095-926-5506/07/08/09
Fax: +7-095-926-5505

Russia – St. Petersburg
Phone: +7-812-718-8192
Fax: +7-812-718-8193

Slovenia – Ljubljana
Phone: +386-1561-3270
Fax: +386-1561-3240

South Africa – Port Elizabeth
Phone: +2741-503-4500
Fax: +2741-581-0440

Spain – Barcelona
Phone: +34-93-291-0330
Fax: +34-93-201-7879
Product Information Center:
(Technical Support):
Phone: +34-93-291-0330
Fax: +34-93-200-3779

Sweden – Upplands Väsby
Phone: +46-8-50-72-50-00
Fax: +46-8-50-72-50-01

Switzerland – Steinach
Phone: +41-71-447-0447
Fax: +41-71-447-0444

Turkey – Istanbul
Phone: +90-212-281-8181/2/3
Fax: +90-212-281-8184

Ukraine – Kiev
Phone: +380-044-206-2265
Fax: +380-044-206-2264

For Middle East/African Countries Not Shown
Phone: +33-1-3420-8866
Fax: +33-1-3420-8300

889092–2.5M–LUG–FP–9-06
Printed in the U.S.A.

Tyco Electronics Corporation
www.tycoelectronics.com

Downloaded from Arrow.com.

Introduction to the MICTOR Interconnection System (0.64 [.025] Centerline)

Product Facts

- **76 dedicated signal lines per linear inch**
- **Surface mount family designed for parallel and right angle board-to-board, flex-to-board and cable-to-board configurations**
- **0.64 [.025] centerline contact spacing**
- **Redundant interfaces on mated contacts**
- **Fifteen mated stack heights available ranging from 6.60 [.260] to 31.90 [1.256]**
- **Infrared and forced air convection compatible housing materials**
- **Designed for 50-ohm systems**
- **Connector housings polarized for correct mating**
- **Built-in connector-to-board retention feature**
- **Connector can be separated by peeling from one end to the other**
- **Various packaging styles can be made available for automated assembly (tape and reel, tubes)**
- **Recognized under the Component Program of Underwriter Laboratories Inc. File No. E28476**

The MICTOR connector family is based on the microstrip concept of two rows of signal contacts divided by a center power ground plane. MICTOR connectors are mother-board and daughtercard compatible and include designs for cable-to-board applications.

Various mated heights are available for parallel board-to-board systems. Custom stacking heights can be provided. The MICTOR connector family is available in 0.64 [.025] centerlines and in sizes ranging from 38 signal positions to 266 positions (in increments of 38 positions). There is a discrete ground bus every 12.7 [.50] of the connector length, which can be assigned to either power or ground in any combination.

Redundant interfaces on every signal line provide added reliability. Two plating options are available to meet the needs of various applications.

The housing material is a liquid crystal polymer, compatible with infrared and forced air convection operations.

The connector system uses the solid ground bus between the rows of signals to provide low crosstalk and excellent high-speed signal characteristics.

Catalog 889092
Revised 9-06
www.tycoelectronics.com

Dimensions are in millimeters and inches unless otherwise specified. Values in brackets are standard equivalents.

Dimensions are shown for reference purposes only. Specifications subject to change.

USA: 1-800-522-6752
Canada: 1-905-470-4425
Mexico: 01-800-733-8926
C. America: 52-55-5-729-0425

South America: 55-11-3611-1514
Hong Kong: 852-2735-1628
Japan: 81-44-844-8013
UK: 44-141-810-8967

Downloaded from Arrow.com.

MICTOR Connector Cross Section

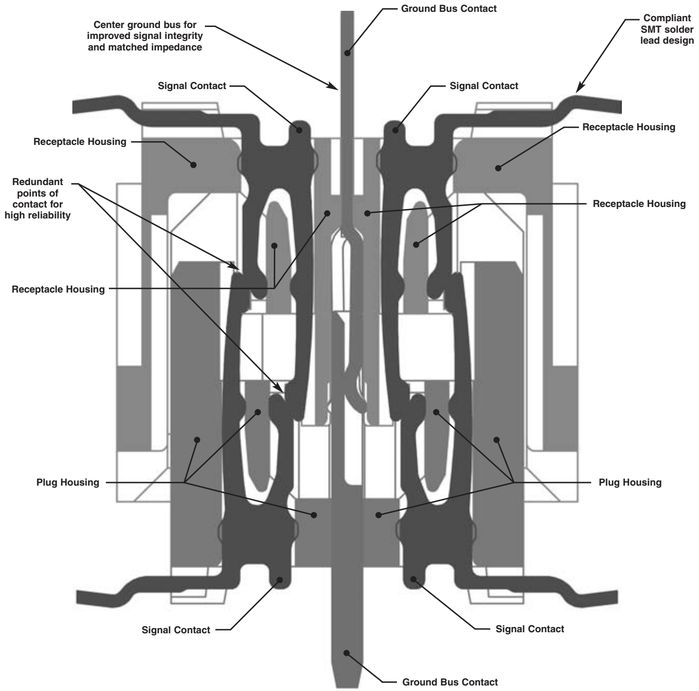

Connectors are shown at point where signal contact first touch each other.

Connectors are designed to be fully mated when the two "Z" datums meet.

Catalog 889092
Revised 9-06
www.tycoelectronics.com

Dimensions are in millimeters and inches unless otherwise specified. Values in brackets are standard equivalents.

Dimensions are shown for reference purposes only. Specifications subject to change.

USA: 1-800-522-6752
Canada: 1-905-470-4425
Mexico: 01-800-733-8926
C. America: 52-55-5-729-0425
South America: 55-11-3611-1514
Hong Kong: 852-2735-1628
Japan: 81-44-844-8013
UK: 44-141-810-8967

Downloaded from Arrow.com.

Material and Performance Specifications, MICTOR Connectors

Material Specifications

Material

Housing — Liquid crystal polymer, black

Contacts — High reliability copper alloy

Ground Bus — Phosphor bronze

Finish (Gold Plating)

Contacts and Ground Bus — 0.00076 [.000030] min. gold on contact area, 0.00381-0.00635 [.000150-.000250] matte tin per ASTM B 545 on leads, all over 0.00177-0.00445 [.000070-.000175] nickel.

Finish (Palladium-Nickel Plating)

Contacts and Ground Bus — 0.00013 [.000005] min. gold over, 0.00076 [.000030] min. palladium nickel on contact area, 0.00381-0.00635 [.000150-.000250] matte tin per ASTM B 545 on leads, all over 0.00191-0.00445 [.000075-.000175] nickel.

Performance Specifications

Ratings

Voltage — 30 vac

Current — Signal; rated 1.0 Amps, fully derated 0.5 Amps
Ground; rated 11.5 Amps, fully derated 7.6 Amps

Temperature — -55°C to +125°C

Electrical Characteristics

Characteristic Impedance — 50±5 ohms at 1 ns

Termination Resistance — ΔR 10 milliohms max.; AMP Specification 109-6-1

Insulation Resistance — 10,000 megohms min.; AMP Specification 109-208-1

Dielectric Withstanding Voltage — 500 vac at sea level; AMP Specification 109-29-1

Mechanical Characteristics

Solderability — Solderable area shall have a 95% min. solder coverage; AMP Specification 109-11-1

Vibration (Random) — No discontinuities of 1µs or longer duration; AMP Specification 109-21-5

Physical Shock — No discontinuities of 1µs or longer duration; AMP Specification 109-26-1

Durability (Tested to) — Mate and unmate samples at a rate of 600 cycles max. per hour. 25 cycles, gold plating; 500 cycles, palladium-nickel plating; AMP Specification 109-27

Contact Retention — 1 lb min.; AMP Specification 109-30

Mating Force — 152 oz max. per 1/2 inch of connector (1 module). Each module equals 38 signal contacts and 1 ground bus; AMP Specification 109-42

Unmating Force — 19 oz min. per 1/2 inch of connector (1 module). Each module equals 38 signal contacts and 1 ground bus; AMP Specification 109-42

Environmental Characteristics

Thermal Shock — Subject mated samples to 5 cycles between -55°C and +125°C; AMP Specification 109-22

Humidity - Temperature Cycling — Subject mated samples to 10 cycles between +25°C and +65°C at 95% RH; AMP Specification 109-23-3, Condition B

Temperature Cycling — Subject mated samples to 1024 cycles between -40°C and +60°C at 2 hours per cycle; AMP Specification 109-75-1

Temperature Life — Subject mated samples to temperature life at +118°C for 792 hours; AMP Specification 109-43

Mixed Flowing Gas — Subject mated samples to environmental class II for 14 days; AMP Specification 109-85-2

Catalog 889092
Revised 9-06
www.tycoelectronics.com

Dimensions are in millimeters and inches unless otherwise specified. Values in brackets are standard equivalents.

Dimensions are shown for reference purposes only. Specifications subject to change.

USA: 1-800-522-6752
Canada: 1-905-470-4425
Mexico: 01-800-733-8926
C. America: 52-55-5-729-0425

South America: 55-11-3611-1514
Hong Kong: 852-2735-1628
Japan: 81-44-844-8013
UK: 44-141-810-8967

Downloaded from Arrow.com.

MICTOR Stack Height Combinations

30µ Gold and Palladium Nickel Plated Vertical Connectors

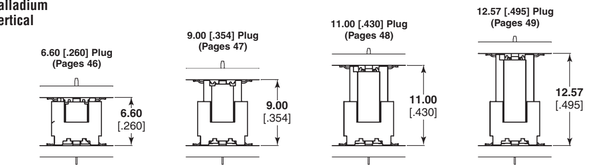

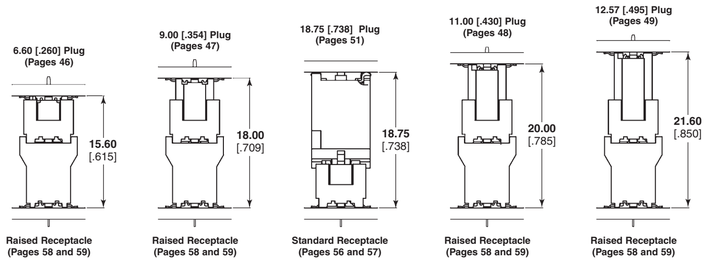

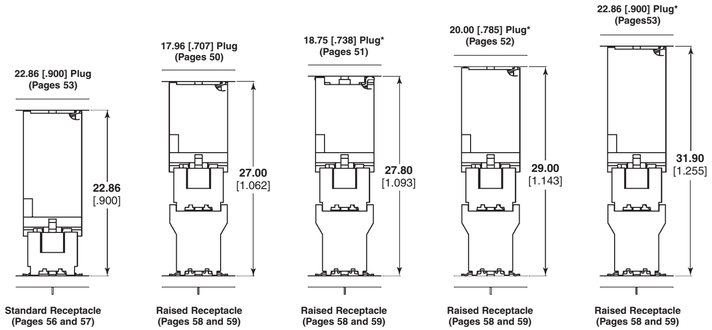

*This connector not available in Palladium Nickel.

Catalog 889092
Revised 9-06

www.tycoelectronics.com

Dimensions are in millimeters and inches unless otherwise specified. Values in brackets are standard equivalents.

Dimensions are shown for reference purposes only. Specifications subject to change.

USA: 1-800-522-6752
Canada: 1-905-470-4425
Mexico: 01-800-733-8926
C. America: 52-55-5-729-0425

South America: 55-11-3611-1514
Hong Kong: 852-2735-1628
Japan: 81-44-844-8013
UK: 44-141-810-8967

Downloaded from Arrow.com.

MICTOR Right Angle (Straddle Mount) Combinations

30µ Gold & Palladium Nickel Connections

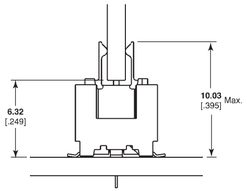

Vertical Receptacle with Right Angle Plug

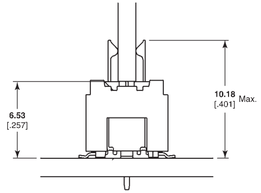

Vertical Plug with Right Angle Receptacle

Right angle versions are designed for paddlecard type applications. It is highly recommended that customers who are considering right angle applications contact Tyco Electronics Engineering to review their applications as the potential for tolerancing issues and/or issues of solder joint integrity can be highly application specific.

Catalog 889092
Revised 9-06
www.tycoelectronics.com

Dimensions are in millimeters and inches unless otherwise specified. Values in brackets are standard equivalents.

Dimensions are shown for reference purposes only. Specifications subject to change.

USA: 1-800-522-6752
Canada: 1-905-470-4425
Mexico: 01-800-733-8926
C. America: 52-55-5-729-0425

South America: 55-11-3611-1514
Hong Kong: 852-2735-1628
Japan: 81-44-844-8013
UK: 44-141-810-8967

Downloaded from Arrow.com.

MICTOR Vertical Plugs

6.60 [.260]
Stacking Height*

Related Product Data

Material and Finish — page 43
Performance Characteristics — page 43
Mating Receptacles — pages 56-61
Technical Documents — page 113

*6.60 [.260] stack height when mated to vertical receptacle; 15.62 [.615] stack height when mated to vertical receptacle (extended height).

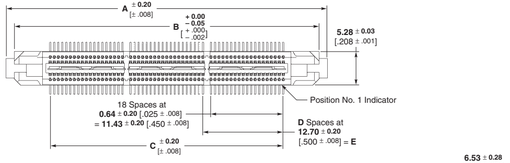



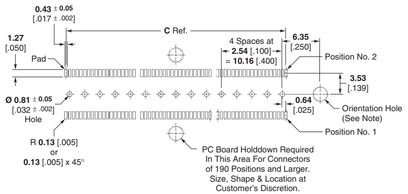

Recommended PC Board Layout
(Viewed from Connector Side)

Note: For standard applications, the orientation hole must be 2.39±0.05 [.094±.002]; For slip-fit applications, the orientation hole must be 2.00±0.03 [.079±.001].

No. of Pos.	Dimensions A	B	C	D	E	F	Platings Solder Tail	Contact	Part Numbers: Barbed G/B Leads Tube	T&R Vacuum Caps With	Without	Barbless G/B Leads Tube	T&R Vacuum Caps With	Without
38	**25.40** 1.000	**22.81** .898	**11.43** .450	0	—	**1.35** [.053]	Sn	Gold	5767007-8	5767111-8	5767111-1	5767116-1	5767118-1	5767118-8
						2.72 [.107]		PdNi	5767056-1	—	—	—	—	—
						2.64 [.104]			—	—	—	5767117-1	5767119-1	5767119-8
76	**38.10** 1.500	**31.70** 1.248	**24.13** .950	1	**12.70** .500	**1.35** [.053]	Sn	Gold	5767007-9	5767111-9	5767111-2	5767116-2	5767118-2	5767118-9
						2.72 [.107]		PdNi	5767056-2	—	—	—	—	—
						2.64 [.104]			—	—	—	5767117-2	5767119-2	5767119-9
114	**50.80** 2.000	**48.21** 1.898	**36.83** 1.450	2	**25.40** 1.000	**1.35** [.053]	Sn	Gold	1-5767007-0	1-5767111-0	5767111-3	5767116-3	5767118-3	1-5767118-0
						2.72 [.107]		PdNi	5767056-3	—	—	—	—	—
						2.64 [.104]			—	—	—	5767117-3	5767119-3	1-5767119-0
152	**63.50** 2.500	**60.91** 2.398	**49.53** 1.950	3	**38.10** 1.500	**1.35** [.053]	Sn	Gold	1-5767007-1	1-5767111-1	5767111-4	5767116-4	5767118-4	1-5767118-1
						2.72 [.107]		PdNi	5767056-4	—	—	—	—	—
						2.64 [.104]			—	—	—	5767117-4	5767119-4	1-5767119-1
190	**76.20** 3.000	**73.61** 2.898	**62.23** 2.450	4	**50.80** 2.000	**1.35** [.053]	Sn	Gold	1-5767007-2	1-5767111-2	5767111-5	5767116-5	5767118-5	1-5767118-2
						2.72 [.107]		PdNi	5767056-5	—	—	—	—	—
						2.64 [.104]			—	—	—	5767117-5	5767119-5	1-5767119-2
228	**88.90** 3.500	**86.31** 3.398	**74.93** 2.950	5	**63.50** 2.500	**1.35** [.053]	Sn	Gold	1-5767007-3	—	—	5767116-6	—	—
						2.72 [.107]		PdNi	5767056-6	—	—	—	—	—
						2.64 [.104]			—	—	—	5767117-6	—	—
266	**101.60** 4.000	**99.01** 3.898	**87.63** 3.450	6	**76.20** 3.000	**1.35** [.053]	Sn	Gold	1-5767007-4	—	—	5767116-7	—	—
						2.72 [.107]		PdNi	5767056-7	—	—	—	—	—
						2.64 [.104]			—	—	—	5767117-7	—	—

Note: Part Numbers are RoHS compliant.

Catalog 889092
Revised 9-06
www.tycoelectronics.com

Dimensions are in millimeters and inches unless otherwise specified. Values in brackets are standard equivalents.

Dimensions are shown for reference purposes only. Specifications subject to change.

USA: 1-800-522-6752
Canada: 1-905-470-4425
Mexico: 01-800-733-8926
C. America: 52-55-5-729-0425

South America: 55-11-3611-1514
Hong Kong: 852-2735-1628
Japan: 81-44-844-8013
UK: 44-141-810-8967

Downloaded from Arrow.com.

MICTOR Vertical Plugs (Continued)

9.00 [.354]
Stacking Height*

Related Product Data

Material and Finish — page 43
Performance Characteristics — page 43
Mating Receptacles — pages 56-61
Technical Documents — page 113

* 9.00 [.354] stack height when mated to vertical receptacle; 18.00 [.709] stack height when mated to vertical receptacle (extended height).

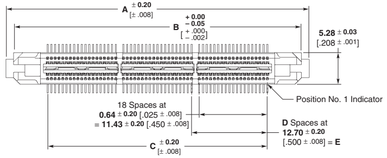

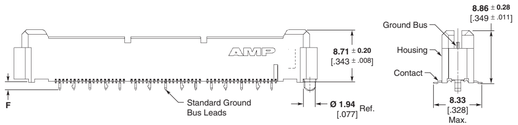

Note: For standard applications, the orientation hole must be 2.39±0.05 [.094±.002]; For slip-fit applications, the orientation hole must be 2.00±0.03 [.079±.001].

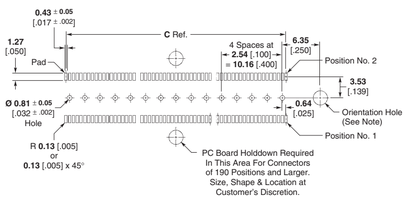

Recommended PC Board Layout
(Viewed from Connector Side)

No. of Pos.	Dimensions A	B	C	D	E	F	Platings Solder Tail	Contact	Part Numbers Barbed G/B Leads Tube
38	**25.40** 1.000	**22.81** .898	**11.43** .450	0	—	**1.52** [.060] **2.74** [.108]	Sn	Gold	5767139-1
								PdNi	5767140-1
76	**38.10** 1.500	**31.70** 1.248	**24.13** .950	1	**12.70** .500	**1.52** [.060] **2.74** [.108]	Sn	Gold	5767139-2
								PdNi	5767140-2
114	**50.80** 2.000	**48.21** 1.898	**36.83** 1.450	2	**25.40** 1.000	**1.52** [.060] **2.74** [.108]	Sn	Gold	5767139-3
								PdNi	5767140-3
152	**63.50** 2.500	**60.91** 2.398	**49.53** 1.950	3	**38.10** 1.500	**1.52** [.060] **2.74** [.108]	Sn	Gold	5767139-4
								PdNi	5767140-4
190	**76.20** 3.000	**73.61** 2.898	**62.23** 2.450	4	**50.80** 2.000	**1.52** [.060] **2.74** [.108]	Sn	Gold	5767139-5
								PdNi	5767140-5
228	**88.90** 3.500	**86.31** 3.398	**74.93** 2.950	5	**63.50** 2.500	**1.52** [.060] **2.74** [.108]	Sn	Gold	5767139-6
								PdNi	5767140-6
266	**101.60** 4.000	**99.01** 3.898	**87.63** 3.450	6	**76.20** 3.000	**1.52** [.060] **2.74** [.108]	Sn	Gold	5767139-7
								PdNi	5767140-7

Note: Part Numbers are RoHS compliant.

Downloaded from Arrow.com.

MICTOR Vertical Plugs (Continued)

11.00 [.430]
Stacking Height*

Related Product Data

Material and Finish — page 43
Performance Characteristics — page 43
Mating Receptacles — pages 56-61
Technical Documents — page 113

* 11.00 [.430] stack height when mated to vertical receptacle; 19.94 [.785] stack height when mated to vertical receptacle (extended height).

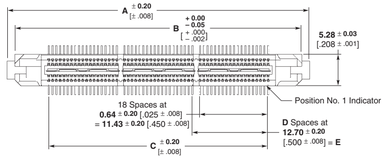

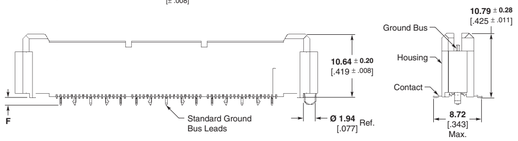

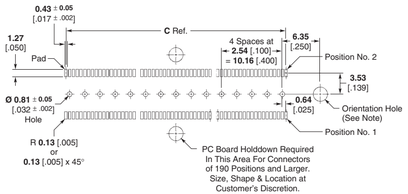

Recommended PC Board Layout
(Viewed from Connector Side)

Note: For standard applications, the orientation hole must be 2.39±0.05 [.094±.002]; For slip-fit applications, the orientation hole must be 2.00±0.03 [.079±.001].

No. of Pos.	Dimensions A	B	C	D	E	F	Platings Solder Tail	Contact	Part Numbers: Barbed G/B Leads Tube	Barbed G/B Leads T&R Vacuum Caps With	Barbed G/B Leads T&R Vacuum Caps Without	Barbless G/B Leads Tube	Barbless G/B Leads T&R Vacuum Caps With	Barbless G/B Leads T&R Vacuum Caps Without
38	**25.40** 1.000	**22.81** .898	**11.43** .450	0	—	**1.52** [.060] **2.64** [.104]	Sn	Gold	5767003-9	5767123-8	5767123-1	—	—	—
								PdNi	5767087-1	—	—	—	—	—
76	**38.10** 1.500	**31.70** 1.248	**24.13** .950	1	**12.70** .500	**1.52** [.060] **2.64** [.104]	Sn	Gold	1-5767003-0	5767123-9	5767123-2	—	—	—
								PdNi	5767087-2	—	—	—	—	—
114	**50.80** 2.000	**48.21** 1.898	**36.83** 1.450	2	**25.40** 1.000	**1.52** [.060] **2.64** [.104]	Sn	Gold	1-5767003-1	1-5767123-0	5767123-3	1-5767182-3	1-5767183-0	—
								PdNi	5767087-3	—	—	—	—	—
152	**63.50** 2.500	**60.91** 2.398	**49.53** 1.950	3	**38.10** 1.500	**1.52** [.060] **2.64** [.104]	Sn	Gold	5767003-8	—	—	—	—	—
								PdNi	5767087-4	—	—	—	—	—
190	**76.20** 3.000	**73.61** 2.898	**62.23** 2.450	4	**50.80** 2.000	**1.52** [.060] **2.64** [.104]	Sn	Gold	1-5767003-2	1-5767123-2	5767123-5	—	—	—
								PdNi	5767087-5	—	—	—	—	—
228	**88.90** 3.500	**86.31** 3.398	**74.93** 2.950	5	**63.50** 2.500	**1.52** [.060] **2.64** [.104]	Sn	Gold	1-5767003-3	—	—	—	—	—
								PdNi	5767087-6	—	—	—	—	—
266	**101.60** 4.000	**99.01** 3.898	**87.63** 3.450	6	**76.20** 3.000	**1.52** [.060] **2.64** [.104]	Sn	Gold	1-5767003-4	—	—	—	—	—
								PdNi	5767087-7	—	—	—	—	—

Note: Part Numbers are RoHS compliant.

Catalog 889092
Revised 9-06
www.tycoelectronics.com

Dimensions are in millimeters and inches unless otherwise specified. Values in brackets are standard equivalents.

Dimensions are shown for reference purposes only. Specifications subject to change.

USA: 1-800-522-6752
Canada: 1-905-470-4425
Mexico: 01-800-733-8926
C. America: 52-55-5-729-0425
South America: 55-11-3611-1514
Hong Kong: 852-2735-1628
Japan: 81-44-844-8013
UK: 44-141-810-8967

Downloaded from Arrow.com.

MICTOR Vertical Plugs (Continued)

12.57 [.495]
Stacking Height*

Related Product Data

Material and Finish — page 43
Performance Characteristics — page 43
Mating Receptacles — pages 56-61
Technical Documents — page 113

* 12.57 [.495] stack height when mated to vertical receptacle; 21.59 [.850] stack height when mated to vertical receptacle (extended height).

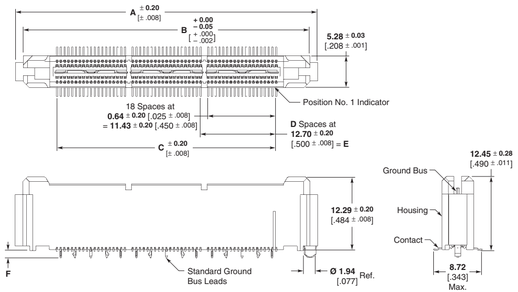

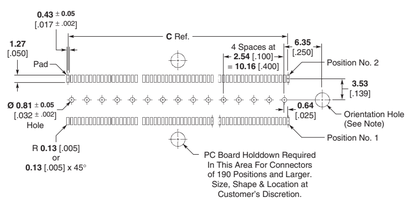

Recommended PC Board Layout
(Viewed from Connector Side)

Note: For standard applications, the orientation hole must be 2.39±0.05 [.094±.002]; For slip-fit applications, the orientation hole must be 2.00±0.03 [.079±.001].

No. of Pos.	Dimensions A	B	C	D	E	F	Platings Solder Tail	Contact	Part Numbers: Barbed G/B Leads Tube	T&R Vacuum Caps With	T&R Vacuum Caps Without	Barbless G/B Leads Tube	T&R Vacuum Caps With	T&R Vacuum Caps Without
38	**25.40** 1.000	**22.81** .898	**11.43** .450	0	—	**1.52** [.060] **2.64** [.104]	Sn	Gold	5767005-8	5767149-1	5767149-8	5767120-1	5767121-1	5767121-8
								PdNi	5767057-1	—	—	5767082-1	—	—
76	**38.10** 1.500	**31.70** 1.248	**24.13** .950	1	**12.70** .500	**1.52** [.060] **2.64** [.104]	Sn	Gold	5767005-9	5767149-2	5767149-9	5767120-2	5767121-2	5767121-9
								PdNi	5767057-2	—	—	5767082-2	—	—
114	**50.80** 2.000	**48.21** 1.898	**36.83** 1.450	2	**25.40** 1.000	**1.52** [.060] **2.64** [.104]	Sn	Gold	1-5767005-0	5767149-3	1-5767149-0	5767120-3	5767121-3	1-5767121-0
								PdNi	5767057-3	—	—	5767082-3	—	—
152	**63.50** 2.500	**60.91** 2.398	**49.53** 1.950	3	**38.10** 1.500	**1.52** [.060] **2.64** [.104]	Sn	Gold	1-5767005-1	5767149-4	1-5767149-1	5767120-4	5767121-4	1-5767121-1
								PdNi	5767057-4	—	—	5767082-4	5767127-4	1-5767127-1
190	**76.20** 3.000	**73.61** 2.898	**62.23** 2.450	4	**50.80** 2.000	**1.52** [.060] **2.64** [.104]	Sn	Gold	1-5767005-2	5767149-5	1-5767149-2	5767120-5	—	—
								PdNi	5767057-5	—	—	5767082-5	5767127-5	1-5767121-2
228	**88.90** 3.500	**86.31** 3.398	**74.93** 2.950	5	**63.50** 2.500	**1.52** [.060] **2.64** [.104]	Sn	Gold	1-5767005-3	—	—	5767120-6	—	—
								PdNi	5767057-6	—	—	5767082-6	—	—
266	**101.60** 4.000	**99.01** 3.898	**87.63** 3.450	6	**76.20** 3.000	**1.52** [.060] **2.64** [.104]	Sn	Gold	1-5767005-4	—	—	5767120-7	—	—
								PdNi	5767057-7	—	1-5767151-4	5767082-7	—	—

Note: Part Numbers are RoHS complian.

Catalog 889092
Revised 9-06
www.tycoelectronics.com

Dimensions are in millimeters and inches unless otherwise specified. Values in brackets are standard equivalents.

Dimensions are shown for reference purposes only. Specifications subject to change.

USA: 1-800-522-6752
Canada: 1-905-470-4425
Mexico: 01-800-733-8926
C. America: 52-55-5-729-0425
South America: 55-11-3611-1514
Hong Kong: 852-2735-1628
Japan: 81-44-844-8013
UK: 44-141-810-8967

Downloaded from Arrow.com.

MICTOR Vertical Plugs (Continued)

17.96 [.707]
Stacking Height*

Related Product Data

Material and Finish — page 43
Performance Characteristics — page 43
Mating Receptacles — pages 56-61
Technical Documents — page 113

* 17.96 [.707] stack height when mated to vertical receptacle; 26.97 [1.062] stack height when mated to vertical receptacle (extended height).

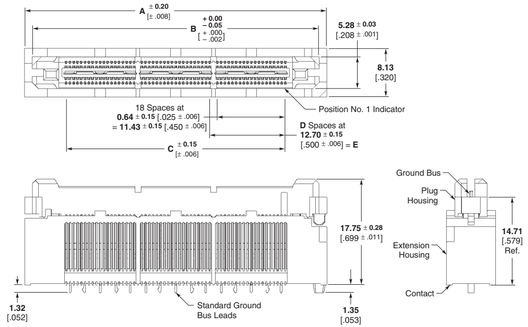

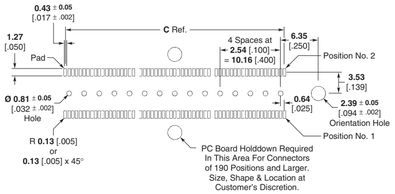

Recommended PC Board Layout
(Connector Side of Board Shown)

Notes: 1. For dual application, the orientation hole must be 1.98±0.03 [.078±.001]. See Application Specification 114-11004 for details.
2. Connectors with extended ground bus leads can be made available, consult Tyco Electronics.

No. of Pos.	Dimensions					Part Numbers
	A	B	C	D	E	
38	**25.40** 1.000	**22.81** .898	**11.43** .450	0	**0.00** .000	5767025-1
76	**38.10** 1.500	**35.51** 1.398	**24.13** .950	1	**12.70** .500	5767025-2
114	**50.80** 2.000	**48.21** 1.898	**36.83** 1.450	2	**25.40** 1.000	5767025-3
152	**63.50** 2.500	**60.91** 2.398	**49.53** 1.950	3	**38.10** 1.500	5767025-4
190	**76.20** 3.000	**73.61** 2.898	**62.23** 2.450	4	**50.80** 2.000	5767025-5
228	**88.90** 3.500	**86.31** 3.398	**74.93** 2.950	5	**63.50** 2.500	5767025-6
266	**101.60** 4.000	**99.00** 3.898	**87.63** 3.450	6	**76.20** 3.000	5767025-7

Note: Part Numbers are RoHS compliant.

Catalog 889092
Revised 9-06
www.tycoelectronics.com

Dimensions are in millimeters and inches unless otherwise specified. Values in brackets are standard equivalents.

Dimensions are shown for reference purposes only. Specifications subject to change.

USA: 1-800-522-6752
Canada: 1-905-470-4425
Mexico: 01-800-733-8926
C. America: 52-55-5-729-0425
South America: 55-11-3611-1514
Hong Kong: 852-2735-1628
Japan: 81-44-844-8013
UK: 44-141-810-8967

Downloaded from Arrow.com.

MICTOR Vertical Plugs (Continued)

18.75 [.738]
Stacking Height*

Related Product Data

Material and Finish — page 43
Performance Characteristics — page 43
Mating Receptacles — pages 56-61
Technical Documents — page 113

* 18.75 [.738] stack height when mated to vertical receptacle; 27.76 [1.093] stack height when mated to vertical receptacle (extended height).

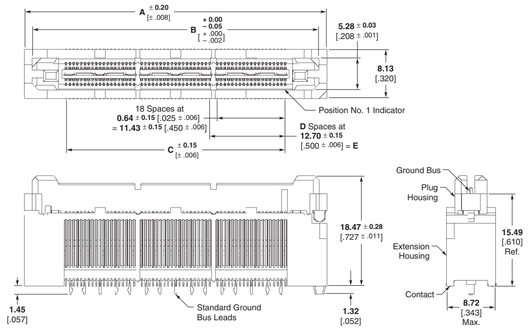

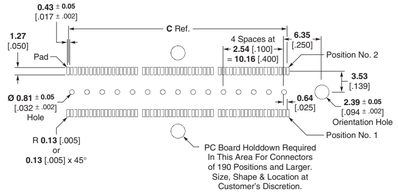

Recommended PC Board Layout
(Connector Side of Board Shown)

No. of Pos.	Dimensions					Part Numbers
	A	B	C	D	E	
38	**25.40** 1.000	**22.81** .898	**11.43** .450	0	**0.00** .000	5767042-1
76	**38.10** 1.500	**35.51** 1.398	**24.13** .950	1	**12.70** .500	5767042-2
114	**50.80** 2.000	**48.21** 1.898	**36.83** 1.450	2	**25.40** 1.000	5767042-3
152	**63.50** 2.500	**60.91** 2.398	**49.53** 1.950	3	**38.10** 1.500	5767042-4
190	**76.20** 3.000	**73.61** 2.898	**62.23** 2.450	4	**50.80** 2.000	5767042-5
228	**88.90** 3.500	**86.31** 3.398	**74.93** 2.950	5	**63.50** 2.500	5767042-6
266	**101.60** 4.000	**99.00** 3.898	**87.63** 3.450	6	**76.20** 3.000	5767042-7

Note: Part Numbers are RoHS compliant.

Catalog 889092
Revised 9-06
www.tycoelectronics.com

Dimensions are in millimeters and inches unless otherwise specified. Values in brackets are standard equivalents.

Dimensions are shown for reference purposes only. Specifications subject to change.

USA: 1-800-522-6752
Canada: 1-905-470-4425
Mexico: 01-800-733-8926
C. America: 52-55-5-729-0425

South America: 55-11-3611-1514
Hong Kong: 852-2735-1628
Japan: 81-44-844-8013
UK: 44-141-810-8967

Downloaded from Arrow.com.

MICTOR Vertical Plugs (Continued)

20.00 [.785]
Stacking Height*

Related Product Data

Material and Finish — page 43
Performance Characteristics — page 43
Mating Receptacles — pages 56-61
Technical Documents — page 113

* 20.02 [.788] stack height when mated to vertical receptacle; 29.03 [1.143] stack height when mated to vertical receptacle (extended height).

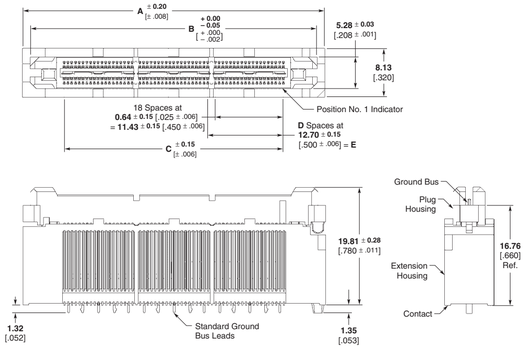

Notes: 1. For dual application, the orientation hole must be 1.98±0.03 [.078±.001]. See Application Specification 114-11004 for details.
2. Connectors with extended ground bus leads can be made available, consult Tyco Electronics.

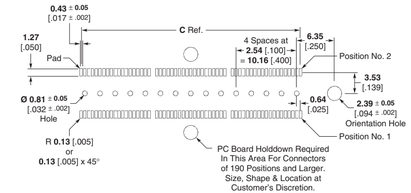

Recommended PC Board Layout
(Connector Side of Board Shown)

No. of Pos.	Dimensions					Part Numbers
	A	B	C	D	E	
38	**25.40** 1.000	**22.81** .898	**11.43** .450	0	**0.00** .000	5767032-1
76	**38.10** 1.500	**35.51** 1.398	**24.13** .950	1	**12.70** .500	5767032-2
114	**50.80** 2.000	**48.21** 1.898	**36.83** 1.450	2	**25.40** 1.000	5767032-3
152	**63.50** 2.500	**60.91** 2.398	**49.53** 1.950	3	**38.10** 1.500	5767032-4
190	**76.20** 3.000	**73.61** 2.898	**62.23** 2.450	4	**50.80** 2.000	5767032-5
228	**88.90** 3.500	**86.31** 3.398	**74.93** 2.950	5	**63.50** 2.500	5767032-6
266	**101.60** 4.000	**99.00** 3.898	**87.63** 3.450	6	**76.20** 3.000	5767032-7

Note: Part Numbers are RoHS compliant.

Catalog 889092
Revised 9-06
www.tycoelectronics.com

Dimensions are in millimeters and inches unless otherwise specified. Values in brackets are standard equivalents.

Dimensions are shown for reference purposes only. Specifications subject to change.

USA: 1-800-522-6752
Canada: 1-905-470-4425
Mexico: 01-800-733-8926
C. America: 52-55-5-729-0425
South America: 55-11-3611-1514
Hong Kong: 852-2735-1628
Japan: 81-44-844-8013
UK: 44-141-810-8967

Downloaded from Arrow.com.

MICTOR Vertical Plugs (Continued)

22.86 [.900]
Stacking Height*

Related Product Data

Material and Finish — page 43
Performance Characteristics — page 43
Mating Receptacles — pages 56-61
Technical Documents — page 113

* 22.86 [.900] stack height when mated to vertical receptacle; 31.89 [1.255] stack height when mated to vertical receptacle (extended height).

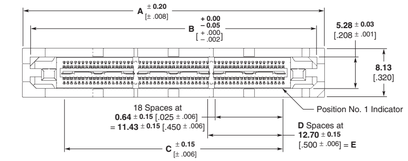

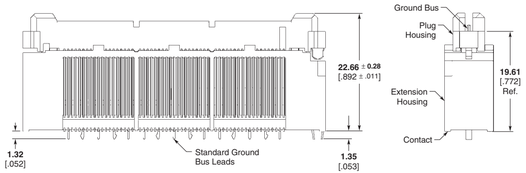

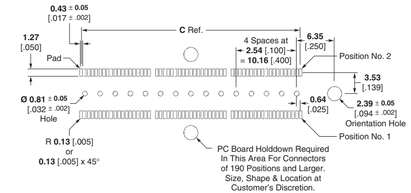

Recommended PC Board Layout
(Connector Side of Board Shown)

Notes: 1. For dual application, the orientation hole must be 1.98±0.03 [.078±.001]. See Application Specification 114-11004 for details.
2. Connectors with extended ground bus leads can be made available, consult Tyco Electronics.

No. of Pos.	Dimensions					Part Numbers
	A	B	C	D	E	
38	**25.40** 1.000	**22.81** .898	**11.43** .450	0	**0.00** .000	5767017-1
76	**38.10** 1.500	**35.51** 1.398	**24.13** .950	1	**12.70** .500	5767017-2
114	**50.80** 2.000	**48.21** 1.898	**36.83** 1.450	2	**25.40** 1.000	5767017-3
152	**63.50** 2.500	**60.91** 2.398	**49.53** 1.950	3	**38.10** 1.500	5767017-4
190	**76.20** 3.000	**73.61** 2.898	**62.23** 2.450	4	**50.80** 2.000	5767017-5
228	**88.90** 3.500	**86.31** 3.398	**74.93** 2.950	5	**63.50** 2.500	5767017-6
266	**101.60** 4.000	**99.00** 3.898	**87.63** 3.450	6	**76.20** 3.000	5767017-7

Note: Part Numbers are RoHS compliant.

Catalog 889092
Revised 9-06
www.tycoelectronics.com

Dimensions are in millimeters and inches unless otherwise specified. Values in brackets are standard equivalents.

Dimensions are shown for reference purposes only. Specifications subject to change.

USA: 1-800-522-6752
Canada: 1-905-470-4425
Mexico: 01-800-733-8926
C. America: 52-55-5-729-0425
South America: 55-11-3611-1514
Hong Kong: 852-2735-1628
Japan: 81-44-844-8013
UK: 44-141-810-8967

Downloaded from Arrow.com.

MICTOR Right Angle Plugs

Related Product Data

Material and Finish — page 43
Performance Characteristics — page 43
Mating Receptacles — pages 56-61
Technical Documents — page 113

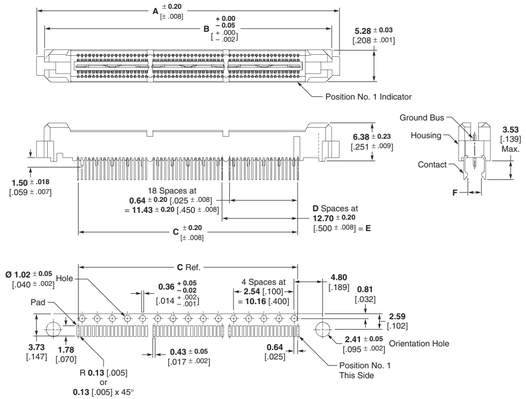

Recommended PC Board Layout
(Mirror Image on Opposite Side)

Catalog 889092
Revised 9-06
www.tycoelectronics.com

Dimensions are in millimeters and inches unless otherwise specified. Values in brackets are standard equivalents.

Dimensions are shown for reference purposes only. Specifications subject to change.

USA: 1-800-522-6752
Canada: 1-905-470-4425
Mexico: 01-800-733-8926
C. America: 52-55-5-729-0425

South America: 55-11-3611-1514
Hong Kong: 852-2735-1628
Japan: 81-44-844-8013
UK: 44-141-810-8967

Downloaded from Arrow.com.

MICTOR Right Angle Plugs (Continued)

No. of Pos.	Dimensions A	B	C	D	E	F	Platings Solder Tail	Contact	Part Numbers Tube
38	**25.40** 1.000	**22.81** .898	**11.43** .450	0	**0.00** .000	**1.52** .060	Sn	Gold	5767006-1
						1.52 .060	Sn	PdNi	5767055-1
						2.31 .091	Sn	PdNi	5767039-1
76	**38.10** 1.500	**35.51** 1.398	**24.13** .950	1	**12.70** .500	**1.52** .060	Sn	Gold	5767006-2
						1.52 .060	Sn	PdNi	5767055-2
						2.31 .091	Sn	PdNi	5767039-2
						2.97 .117	Sn	PdNi	5767170-2
114	**50.80** 2.000	**48.21** 1.898	**36.83** 1.450	2	**25.40** 1.000	**1.52** .060	Sn	Gold	5767006-3
						1.52 .060	Sn	PdNi	5767055-3
						2.31 .091	Sn	PdNi	5767039-3
152	**63.50** 2.500	**60.91** 2.398	**49.53** 1.950	3	**38.10** 1.500	**1.52** .060	Sn	Gold	5767006-4
						1.52 .060	Sn	PdNi	5767055-4
						2.31 .091	Sn	PdNi	5767039-4
190	**76.20** 3.000	**73.61** 2.898	**62.23** 2.450	4	**50.80** 2.000	**1.52** .060	Sn	Gold	5767006-5
						1.52 .060	Sn	PdNi	5767055-5
						2.31 .091	Sn	PdNi	5767039-5
228	**88.90** 3.500	**86.31** 3.398	**74.93** 2.950	5	**63.50** 2.500	**1.52** .060	Sn	Gold	5767006-6
						1.52 .060	Sn	PdNi	5767055-6
						2.31 .091	Sn	PdNi	5767039-6
266	**101.60** 4.000	**99.00** 3.898	**87.63** 3.450	6	**76.20** 3.000	**1.52** .060	Sn	Gold	5767006-7
						1.52 .060	Sn	PdNi	5767055-7
						2.31 .091	Sn	PdNi	5767039-7

Note: Part Numbers are RoHS compliant.

Catalog 889092
Revised 9-06
www.tycoelectronics.com

Dimensions are in millimeters and inches unless otherwise specified. Values in brackets are standard equivalents.

Dimensions are shown for reference purposes only. Specifications subject to change.

USA: 1-800-522-6752
Canada: 1-905-470-4425
Mexico: 01-800-733-8926
C. America: 52-55-5-729-0425

South America: 55-11-3611-1514
Hong Kong: 852-2735-1628
Japan: 81-44-844-8013
UK: 44-141-810-8967

Downloaded from Arrow.com.

MICTOR Vertical Receptacles

Related Product Data

Material and Finish — page 43
Performance Characteristics — page 43
Mating Plugs — pages 46-55
Technical Documents — page 113

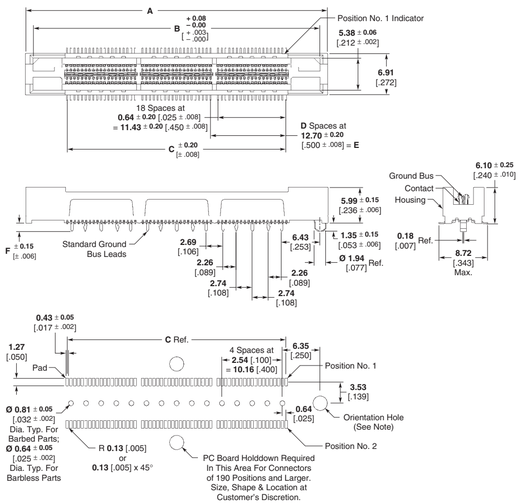

Recommended PC Board Layout
(Connector Side of Board Shown)

Note: For standard applications, orientation hole to be Ø 2.39±0.05 [.094±.002]; For slip-fit applications, orientation hole to be Ø 2.00±0.03 [.079±.001].

Catalog 889092
Revised 9-06
www.tycoelectronics.com

Dimensions are in millimeters and inches unless otherwise specified. Values in brackets are standard equivalents.

Dimensions are shown for reference purposes only. Specifications subject to change.

USA: 1-800-522-6752
Canada: 1-905-470-4425
Mexico: 01-800-733-8926
C. America: 52-55-5-729-0425

South America: 55-11-3611-1514
Hong Kong: 852-2735-1628
Japan: 81-44-844-8013
UK: 44-141-810-8967

Downloaded from Arrow.com.

MICTOR Vertical Receptacles (Continued)

No. of Pos.	Dimensions A	B	C	D	E	F	Platings Solder Tail	Contact	Part Numbers: Barbed G/B Leads Tube	Barbed G/B Leads T&R Vacuum Caps With	Barbed G/B Leads T&R Vacuum Caps Without	Barbless G/B Leads Tube	Barbless G/B Leads T&R Vacuum Caps With	Barbless G/B Leads T&R Vacuum Caps Without
38	**25.40** 1.000	**22.86** .900	**11.43** .450	0	—	**1.40** .055	Sn	Gold	2-5767004-2	5767096-8	5767096-1	5767110-1	5767114-1	5767114-8
						2.74 .108	Sn	Gold	5767181-1	—	—	—	—	—
								PdNi	5767054-1	5767171-1	—	5767081-1	5767115-1	—
76	**38.10** 1.500	**35.56** 1.400	**24.13** .950	1	**12.70** .500	**1.40** .055	Sn	Gold	2-5767004-3	5767096-9	5767096-2	5767110-2	5767114-2	5767114-9
						2.74 .108	Sn	Gold	5767181-2	—	—	—	—	—
								PdNi	5767054-2	—	—	5767081-2	5767115-2	—
114	**50.80** 2.000	**48.26** 1.900	**36.83** 1.450	2	**25.40** 1.000	**1.40** .055	Sn	Gold	2-5767004-4	1-5767096-0	5767096-3	5767110-3	5767114-3	1-5767114-0
						2.74 .108	Sn	Gold	5767181-3	—	—	—	—	—
								PdNi	5767054-3	—	—	5767081-3	5767115-3	—
152	**63.50** 2.500	**60.96** 2.400	**49.53** 1.950	3	**38.10** 1.500	**1.40** .055	Sn	Gold	2-5767004-5	1-5767096-1	5767096-4	5767110-4	5767114-4	1-5767114-1
						2.74 .108	Sn	Gold	5767181-4	—	—	—	—	—
								PdNi	5767054-4	—	—	5767081-4	5767115-4	—
190	**76.20** 3.000	**73.66** 2.900	**62.23** 2.450	4	**50.80** 2.000	**1.40** .055	Sn	Gold	2-5767004-6	1-5767096-2	5767096-5	5767110-5	5767114-5	1-5767114-2
						2.74 .108	Sn	Gold	5767181-5	—	—	—	—	—
								PdNi	5767054-5	—	—	5767081-5	5767115-5	—
228	**88.90** 3.500	**86.36** 3.400	**74.93** 2.950	5	**63.50** 2.500	**1.40** .055	Sn	Gold	2-5767004-7	—	—	5767110-6	—	—
						2.74 .108	Sn	Gold	5767181-6	—	—	—	—	—
								PdNi	5767054-6	—	—	5767081-6	—	—
266	**101.60** 4.000	**99.06** 3.900	**87.63** 3.450	6	**76.20** 3.000	**1.40** .055	Sn	Gold	2-5767004-8	—	—	5767110-7	—	—
						2.74 .108	Sn	Gold	5767181-7	—	—	—	—	—
								PdNi	5767054-7	—	—	5767081-7	—	—

Note: Part Numbers are RoHS compliant.

Catalog 889092
Revised 9-06
www.tycoelectronics.com

Dimensions are in millimeters and inches unless otherwise specified. Values in brackets are standard equivalents.

Dimensions are shown for reference purposes only. Specifications subject to change.

USA: 1-800-522-6752
Canada: 1-905-470-4425
Mexico: 01-800-733-8926
C. America: 52-55-5-729-0425

South America: 55-11-3611-1514
Hong Kong: 852-2735-1628
Japan: 81-44-844-8013
UK: 44-141-810-8967

Downloaded from Arrow.com.

MICTOR Vertical Receptacles (Extended Height)

Related Product Data

Material and Finish — page 43
Performance Characteristics — page 43
Mating Plugs — pages 46-55
Technical Documents — page 113

When mated with a standard vertical plug, this extended height receptacle adds 9.017 [.355] to the mated stack height when compared with the standard height vertical receptacle.

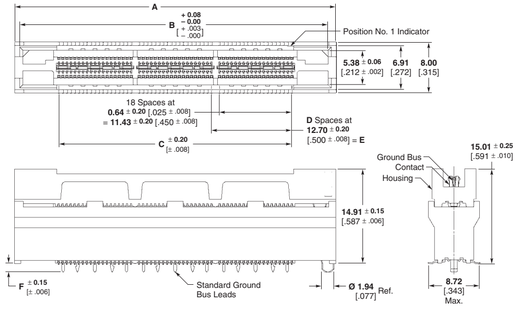

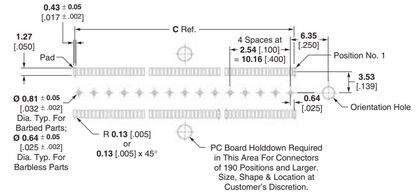

Recommended PC Board Layout
(Connector Side of Board Shown)

Catalog 889092
Revised 9-06
www.tycoelectronics.com

Dimensions are in millimeters and inches unless otherwise specified. Values in brackets are standard equivalents.

Dimensions are shown for reference purposes only. Specifications subject to change.

USA: 1-800-522-6752
Canada: 1-905-470-4425
Mexico: 01-800-733-8926
C. America: 52-55-5-729-0425

South America: 55-11-3611-1514
Hong Kong: 852-2735-1628
Japan: 81-44-844-8013
UK: 44-141-810-8967

Downloaded from Arrow.com.

MICTOR Vertical Receptacles (Extended Height) (Continued)

No. of Pos.	Dimensions A	B	C	D	E	F	Platings Solder Tail	Contact	Part Numbers: Barbed G/B Leads Tube	Barbed G/B Leads T&R Vacuum Caps With	Barbed G/B Leads T&R Vacuum Caps Without	Barbless G/B Leads Tube	Barbless G/B Leads T&R Vacuum Caps With	Barbless G/B Leads T&R Vacuum Caps Without
38	**25.40** 1.000	**22.86** .900	**11.43** .450	0	—	**1.37** [.054]	Sn	Gold	5767130-1	5767146-1	5767146-8	—	—	—
						1.37 [.054]		PdNi	5767094-1	5767178-1	6761316-8	—	—	—
						2.72 [.107]			5767154-1	—	5767153-8	5767095-1	—	—
76	**38.10** 1.500	**35.56** 1.400	**24.13** .950	1	**12.70** .500	**1.37** [.054]	Sn	Gold	5767130-2	5767146-2	5767146-9	—	—	—
						1.37 [.054]		PdNi	5767094-2	5767178-2	—	—	—	—
						2.72 [.107]			5767154-2	—	5767153-9	5767095-2	—	—
114	**50.80** 2.000	**48.26** 1.900	**36.83** 1.450	2	**25.40** 1.000	**1.37** [.054]	Sn	Gold	5767130-3	5767146-3	1-5767146-0	—	—	—
						1.37 [.054]		PdNi	5767094-3	—	—	—	—	—
						2.72 [.107]			5767154-3	—	1-5767153-0	5767095-3	5767145-3	1-5767145-0
152	**63.50** 2.500	**60.96** 2.400	**49.53** 1.950	3	**38.10** 1.500	**1.37** [.054]	Sn	Gold	5767130-4	5767146-4	1-5767146-1	—	—	—
						1.37 [.054]		PdNi	5767094-4	—	—	—	—	—
						2.72 [.107]			5767154-4	—	1-5767153-1	5767095-4	—	1-5767145-1
190	**76.20** 3.000	**73.66** 2.900	**62.23** 2.450	4	**50.80** 2.000	**1.37** [.054]	Sn	Gold	5767130-5	—	—	—	—	—
						1.37 [.054]		PdNi	5767094-5	5767178-5	1-6761316-2	—	—	—
						2.72 [.107]			5767154-5	—	1-5767153-2	5767095-5	—	—
228	**88.90** 3.500	**86.36** 3.400	**74.93** 2.950	5	**63.50** 2.500	**1.37** [.054]	Sn	Gold	5767130-6	—	—	—	—	—
						1.37 [.054]		PdNi	5767094-6	—	—	—	—	—
						2.72 [.107]			5767154-6	—	1-5767153-3	5767095-6	—	—
266	**101.60** 4.000	**99.06** 3.900	**87.63** 3.450	6	**76.20** 3.000	**1.37** [.054]	Sn	Gold	5767130-7	—	—	—	—	—
						1.37 [.054]		PdNi	5767094-7	—	—	—	—	—
						2.72 [.107]			5767154-7	—	1-5767153-4	5767095-7	—	—

Note: Part Numbers are RoHS compliant.

Catalog 889092
Revised 9-06
www.tycoelectronics.com

Dimensions are in millimeters and inches unless otherwise specified. Values in brackets are standard equivalents.

Dimensions are shown for reference purposes only. Specifications subject to change.

USA: 1-800-522-6752
Canada: 1-905-470-4425
Mexico: 01-800-733-8926
C. America: 52-55-5-729-0425

South America: 55-11-3611-1514
Hong Kong: 852-2735-1628
Japan: 81-44-844-8013
UK: 44-141-810-8967

Downloaded from Arrow.com.

MICTOR Right Angle Receptacles

Related Product Data

Material and Finish — page 43
Performance Characteristics — page 43
Mating Plugs — pages 46-55
Application Tooling — page 62
Technical Documents — page 113

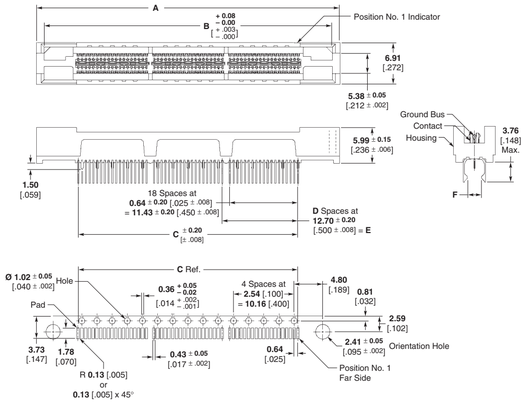

Recommended PC Board Layout
(Mirror image on opposite side)
PC Board Thickness: 1.57 [.062]

Catalog 889092
Revised 9-06
www.tycoelectronics.com

Dimensions are in millimeters and inches unless otherwise specified. Values in brackets are standard equivalents.

Dimensions are shown for reference purposes only. Specifications subject to change.

USA: 1-800-522-6752
Canada: 1-905-470-4425
Mexico: 01-800-733-8926
C. America: 52-55-5-729-0425

South America: 55-11-3611-1514
Hong Kong: 852-2735-1628
Japan: 81-44-844-8013
UK: 44-141-810-8967

Downloaded from Arrow.com.

MICTOR Right Angle Receptacles (Continued)

No. of Pos.	Dimensions A	B	C	D	E	F	Platings Solder Tail	Contact	Part Numbers Tube
38	**25.40** 1.000	**22.86** .900	**11.43** .450	0	**0.00** .000	**1.52** .060	Sn	Gold	5767143-1
								PdNi	5767044-1
						2.31 .091	Sn	PdNi	5767089-1
76	**38.10** 1.500	**35.56** 1.400	**24.13** .950	1	**12.70** .500	**1.52** .060	Sn	Gold	5767143-2
								PdNi	5767044-2
						2.31 .091	Sn	PdNi	5767089-2
114	**50.80** 2.000	**48.26** 1.900	**36.83** 1.450	2	**25.40** 1.000	**1.52** .060	Sn	Gold	5767143-3
								PdNi	5767044-3
						2.31 .091	Sn	PdNi	5767089-3
152	**63.50** 2.500	**60.96** 2.400	**49.53** 1.950	3	**38.10** 1.500	**1.52** .060	Sn	Gold	5767143-4
								PdNi	5767044-4
						2.31 .091	Sn	PdNi	5767089-4
190	**76.20** 3.000	**73.66** 2.900	**62.23** 2.450	4	**50.80** 2.000	**1.52** .060	Sn	Gold	5767143-5
								PdNi	5767044-5
						2.31 .091	Sn	PdNi	5767089-5
228	**88.90** 3.500	**86.36** 3.400	**74.93** 2.950	5	**63.50** 2.500	**1.52** .060	Sn	Gold	5767143-6
								PdNi	5767044-6
						2.31 .091	Sn	PdNi	5767089-6
266	**101.60** 4.000	**99.06** 3.900	**87.63** 3.450	6	**76.20** 3.000	**1.52** .060	Sn	Gold	5767143-7
								PdNi	5767044-7
						2.31 .091	Sn	PdNi	5767089-7

Note: Part Numbers are RoHS compliant.

Catalog 889092
Revised 9-06
www.tycoelectronics.com

Dimensions are in millimeters and inches unless otherwise specified. Values in brackets are standard equivalents.

Dimensions are shown for reference purposes only. Specifications subject to change.

USA: 1-800-522-6752
Canada: 1-905-470-4425
Mexico: 01-800-733-8926
C. America: 52-55-5-729-0425

South America: 55-11-3611-1514
Hong Kong: 852-2735-1628
Japan: 81-44-844-8013
UK: 44-141-810-8967

Downloaded from Arrow.com.

Application Tooling for MICTOR Right Angle Connectors

Two operations must be performed so that the MICTOR right angle connector can be successfully installed on a PC board. First, the board must be slit for the ground/bus bar. At the customer's option, this operation may be done at the time of board manufacture. Second, the right angle connector must be properly placed on the board.

Tyco Electronics offers bench-mount tooling for slitting the PC board (see below) and a free-standing tool for installing the connector (shown at the right). AMP Application Specification No. 114-11004 and Instruction Sheets are available to provide the necessary instructions and recommendations for proper tool use.

Application Specification No. 114-13008 for Right Angle.



Application Tool Number 767511-1
(Instruction Sheet No. 408-4335)

Replacement Components for Tool Number 767511-1

Connector Size (No. of Positions)	Board Locator Pin		Plug Inserter	Receptacle Inserter	Support Pillar
	Round	Diamond			
38	767523-1	767526-1	767514-1	767570-1	767522-1
76	767523-1	767526-1	767514-2	767570-2	767522-1
114	767523-1	767526-1	767514-3	767570-3	767522-1
152	767523-1	767526-1	767514-4	767570-4	767522-1
190	767523-1	767526-1	767514-5	767570-5	767522-1
228	767523-1	767526-1	767514-6	767570-6	767522-1
266	767523-1	767526-1	767514-7	767570-7	767522-1

Slitting Tool Number 767527-1
(Instruction Sheet No. 408-4334)

Replacement Components for Tool Number 767527-1

Component Description	Quantity Required for Each Increment of 38 Positions (0.64 [.025] Centerline)	Part Number
Slitting Punch (Set of 35)	5	767532-1
Die Insert* (Set of 7)	1	767530-1

* The die insert is located in the tool with a 3.18 x 28.58 [.125 x 1.125] long dowel and held in place with a 6-32 UNC-2A x 7.94 [5/16] long socket head cap screw (not included with replacement insert).

Note: Part Numbers are RoHS compliant.

Catalog 889092
Revised 9-06
www.tycoelectronics.com

Dimensions are in millimeters and inches unless otherwise specified. Values in brackets are standard equivalents.

Dimensions are shown for reference purposes only. Specifications subject to change.

USA: 1-800-522-6752
Canada: 1-905-470-4425
Mexico: 01-800-733-8926
C. America: 52-55-5-729-0425

South America: 55-11-3611-1514
Hong Kong: 852-2735-1628
Japan: 81-44-844-8013
UK: 44-141-810-8967

Downloaded from Arrow.com.