

Customer Information Sheet

DRAWING No.: M80-481XXXX

SHEET 2 OF 2

IF IN DOUBT - ASK

©

NOT TO SCALE

THIRD ANGLE PROJECTION

ALL DIMENSIONS IN mm

SPECIFICATIONS:**MATERIAL:**

MOULDING = GLASS-FILLED PPS, UL94V-0, BLACK

CONTACT CLIP = BERYLLIUM COPPER

CONTACT SHELL = COPPER ALLOY

JACKSCREW, CIRCLIP = STAINLESS STEEL

FINISH (ALL OVER NICKEL):05 = 0.3 μ GOLD CLIP, 0.25-0.3 μ GOLD SHELL42 = 0.3 μ GOLD CLIP, 3.5-5.0 μ 100% TIN SHELL**ELECTRICAL:**

CURRENT RATING AT 25°C = 3.0A MAX

CURRENT RATING AT 85°C = 2.2A MAX

WORKING VOLTAGE = 120V AC/DC

VOLTAGE PROOF = 360V AC/DC

CONTACT RESISTANCE = 25 m Ω MAXINSULATION RESISTANCE = 100 M Ω MIN**MECHANICAL:**

DURABILITY = 500 OPERATIONS

INSERTION FORCE (\varnothing 0.5mm GAUGE) = 2.8N MAXWITHDRAWAL FORCE (\varnothing 0.5mm GAUGE) = 0.2N MIN**ENVIRONMENTAL:**

TEMPERATURE RANGE = -55°C TO +125°C

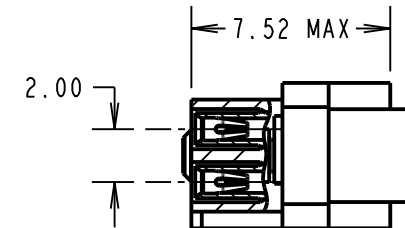
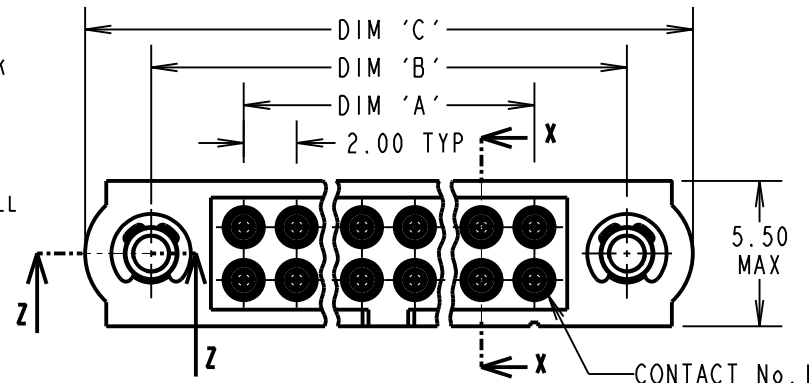
PACKING:

LOOSE

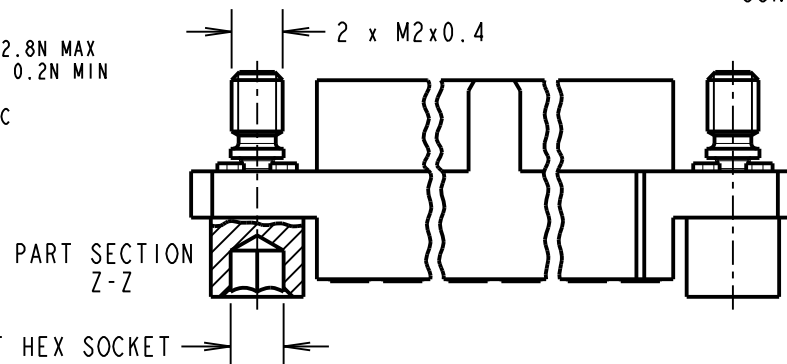
FOR COMPLETE SPECIFICATION, SEE

COMPONENT SPECIFICATION C005XX

(LATEST ISSUE)



PART SECTION X-X

**NOTES:**

- CONNECTOR IS SUPPLIED WITH CONTACTS LOOSE.
- FOR EXTRA CONTACTS, USE PART NUMBER M80-0130005 FOR M80-481XX05 AND M80-0130001 FOR M80-481XX42.
- RECOMMENDED WIRE TYPE = BS 3G 210 TYPE A, PTFE INSULATED 24-28 AWG. MAX INSULATION DIAMETER = \varnothing 1.10mm, STRIP WIRE BY 2.00mm.
- RECOMMENDED HAND CRIMP TOOL = M22520/2-01 WITH POSITIONER T5747. REFER TO TOOLING INSTRUCTION SHEET IS-01 FOR COMPLETE CRIMPING INSTRUCTIONS.
- CONTACT INSERTION AND EXTRACTION TOOL = Z80-280. REFER TO INSTRUCTION SHEET IS-25 FOR ASSEMBLY INSTRUCTIONS.

DIMENSION**CALCULATION**

DIM 'A'	TOTAL No. OF CONTACTS - 2.00
DIM 'B'	TOTAL No. OF CONTACTS + 5.00
DIM 'C'	TOTAL No. OF CONTACTS + 10.00

EXAMPLE: CONNECTOR WITH 20 CONTACTS, GOLD CLIP
AND 100% TIN SHELL, M80-4812042

DIM 'A' = 18.00mm, DIM 'B' = 25.00mm, DIM 'C' = 30.00mm

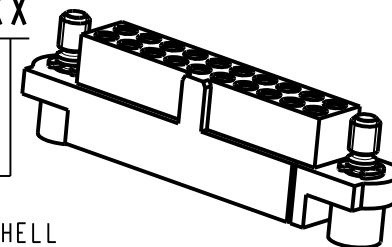
ORDER CODE:**M80-481XXXX**

TOTAL No. OF CONTACTS
04 TO 50
(EVEN NUMBERS ONLY)

FINISH CODE

05 - GOLD CLIP, GOLD SHELL

42 - GOLD CLIP, 100% TIN SHELL



SM	3	06.12.11	11578
NAME	ISS.	DATE	C/NOTE
APPROVED: S. MCCULLAGH			
CHECKED: M. G. PLESTED			
DRAWN: B. M. KENT			
CUSTOMER REF.:			
ASSEMBLY DRG:			

HARWIN

www.harwin.com
technical@harwin.com

THIS DRAWING AND ANY
INFORMATION OR DESCRIPTIVE
MATTER SET OUT HEREON ARE
CONFIDENTIAL AND COPYRIGHT
PROPERTY OF THE HARWIN
GROUP AND MUST NOT BE
DISCLOSED, LOANED, COPIED
OR USED FOR MANUFACTURING,
TENDERING OR FOR ANY
OTHER PURPOSE WITHOUT
THEIR WRITTEN PERMISSION.

TOLERANCES

X. = \pm 1mm
X.X = \pm 0.25mm
X.XX = \pm 0.10mm
X.XXX = \pm 0.01mm

ANGLES = \pm 5°
UNLESS STATED

MATERIAL:

SEE ABOVE

FINISH: SEE ABOVE

S/AREA: mm²

TITLE: DATAMATE DIL CRIMP
(SMALL BORE) FEMALE ASSEMBLY
WITH HEX SOCKET JACKSCREW

DRAWING NUMBER:

M80-481XXXX

SHT
2
OF 2

Mouser Electronics

Authorized Distributor

Click to View Pricing, Inventory, Delivery & Lifecycle Information:

Harwin:

[M80-4810605](#) [M80-4810642](#) [M80-4811005](#) [M80-4811042](#) [M80-4811405](#) [M80-4811442](#) [M80-4812005](#) [M80-4812042](#) [M80-4812605](#) [M80-4812642](#) [M80-4813405](#) [M80-4813442](#) [M80-4814205](#) [M80-4814242](#) [M80-4815005](#) [M80-4815042](#) [M80-4810405](#) [M80-4810805](#) [M80-4813805](#) [M80-4814005](#) [M80-4811205](#) [M80-4811242](#) [M80-4811805](#) [M80-4811842](#) [M80-4813005](#) [M80-4810842](#) [M80-4810442](#) [M80-4811605](#) [M80-4814405](#) [M80-4811642](#) [M80-4814442](#) [M80-4812405](#) [M80-4813605](#)