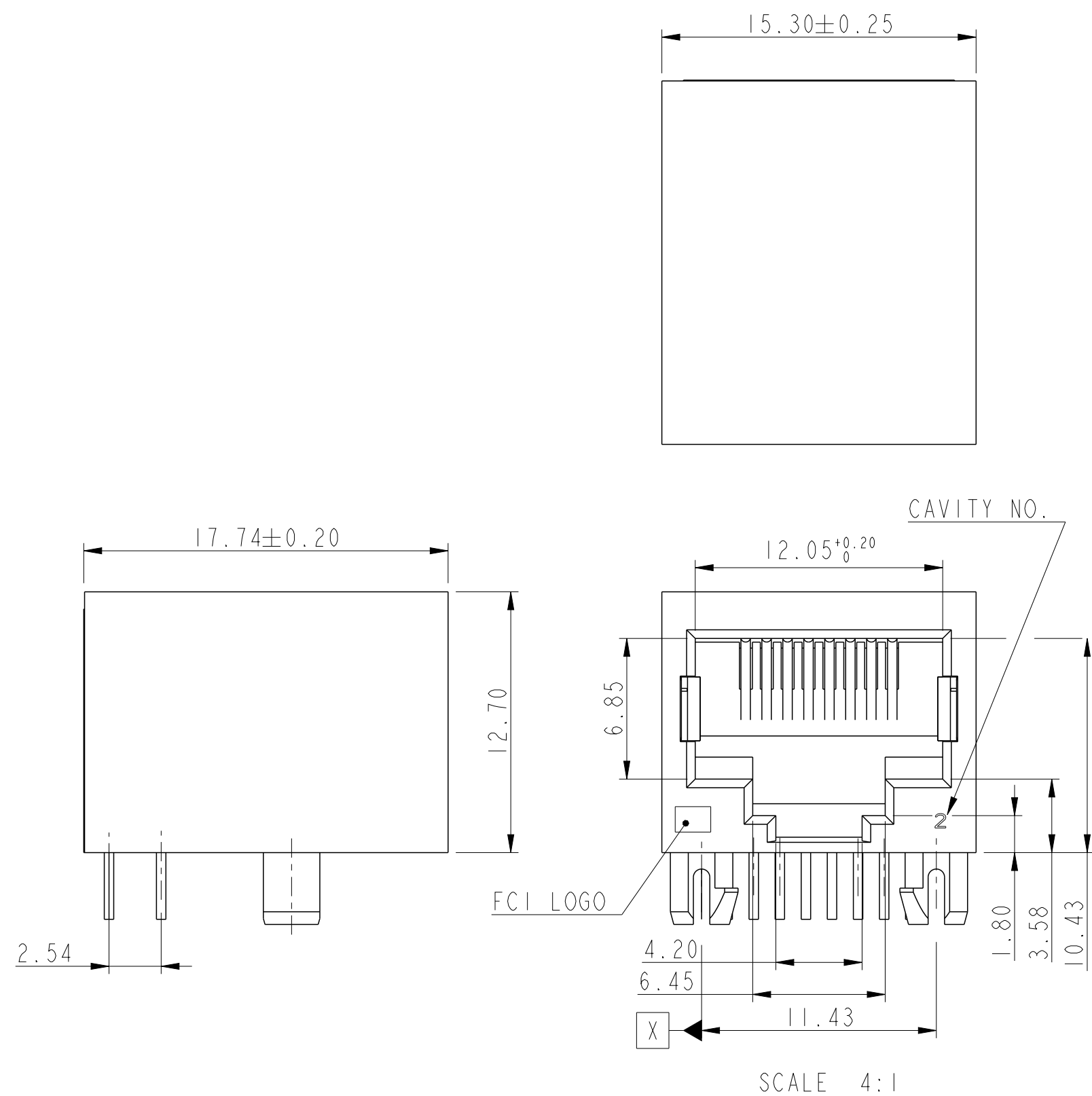
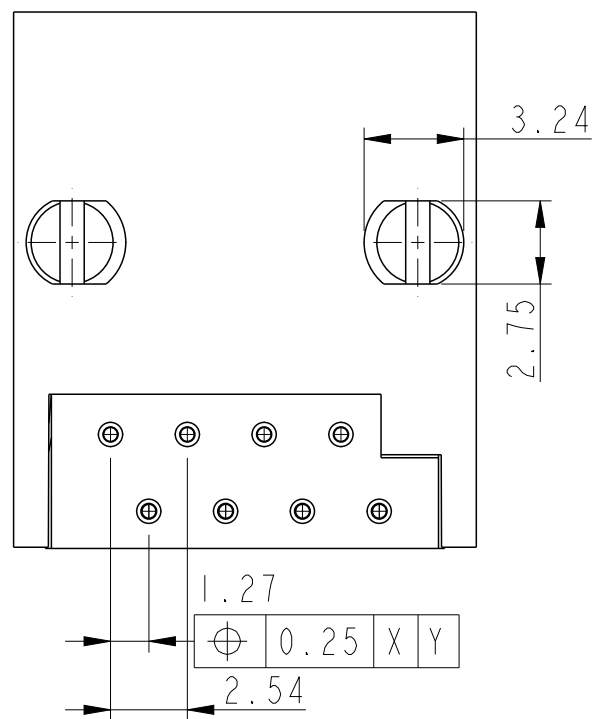
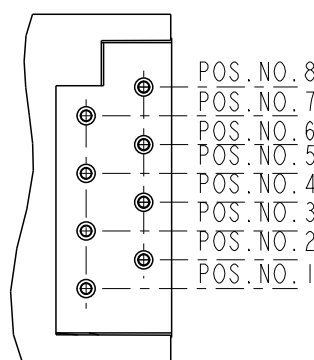


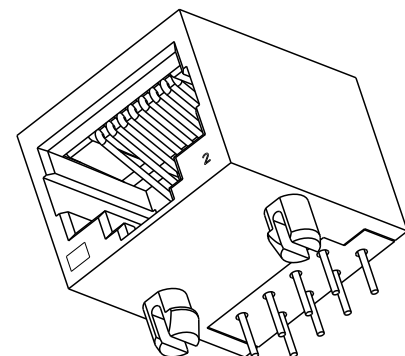
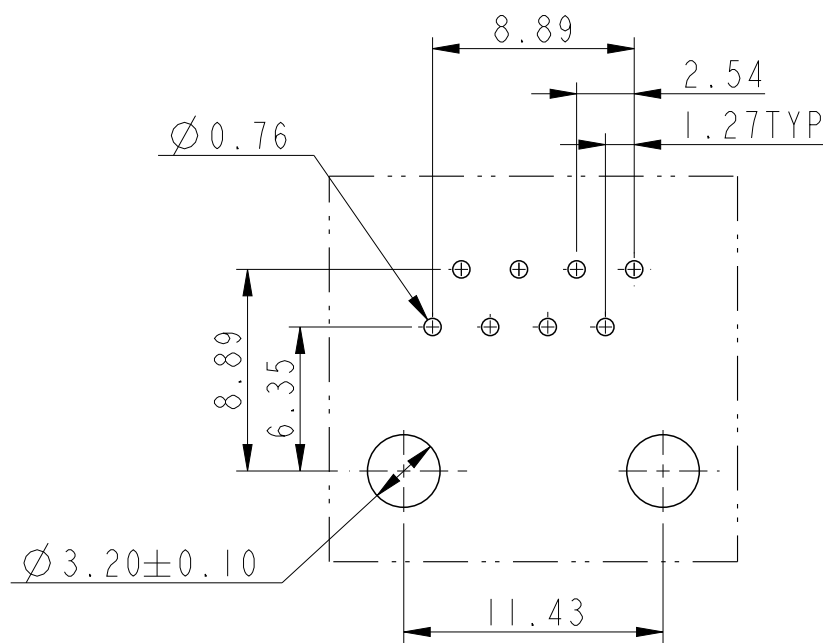
A
B
C
D
E
F



WIRE POSITION NO.



P.C.B HOLE PATTERN VIEWED FROM TOP



SCALE 2:1

PRODUCT NO. 54602-X08 XXX LF

SHALLOW LATCH SERIES

LEAD FREE

PLATING CODE	
2	0.076µ Au Selective
3F	0.15µ Au
6	0.76µ Au Selective
7	Au Flash Selective
8	1.27µ Au Selective
9	0.38µ Au Selective
9F	0.38µ Au

CONTACTS LOADED	
BLANK-CTS LOADED IN ALL POS.	
001-CTS LOADED IN POS. 4 & 5	

TECHNICAL SPECIFICATION:

Insulation Resistance - 500 M Ohms min.
Dielectric Strength - 1000 V rms , 60 Hz.
Contact Resistance - 20 mOhms. max.
Current Rating - 1.5 amp DC
Maximum Total Mating Force - 35 N
Retention Force Between Plug & Jack-22.5 N min.
Durability - 250 Cycles Min. except Plating Code 2 & 7
Temperature Range -40/+70°C

MATERIAL

-Housing: Glassfilled Polyester-UL94 V0 BLACK

The housing will withstand exposure to 260-265°C for 5 seconds in a wavesoldering application. Use protective adhesive tape (Kapton or Teflon) or protective metallic devices on the areas which are directly exposed to wave soldering as it is used in classical leaded wave soldering.

-Contact: Ø0.46mm Copper Alloy

Plating:

Active zone: Gold over nickel on contact area
Termination zone : Matte Tin over nickel except for XF plating codes.

- 1.LF Products meet European Union Directives and other country Regulations as described in GS-47-0004.
- 2.The Housing will withstand exposure to 260°C peak temperature for 5 sec in a wave solder application with a 1.6mm Min thick circuit board. Slight deformation of snap pegs may occur at 260-260°C which will not affect the function of the product.
- 3.Lead Free or ROHS Directive labelling to be provided as per GS-14-920 for Lead Free version.

NOTES:
1. ALL WIRES MUST BE CONTAINED IN THE SHELF.

spec ref				dr		P-Mathew Nebu		2011/05/26		projection		mm		size		A2		scale		3:1	
tolerance std				eng		P-Mathew Nebu		2012/08/30						ecn no		ELX-012613-1		rel level		Released	
TOLERANCES UNLESS OTHERWISE SPECIFIED				chr		-		2012/08/30													
				appr		K-Paul Biju		2012/08/30		product family		MODJACK									
surface		linear		0.X		±0.3				title		8 POL SHALLOW LATCH CONNECTOR		dwg no		C-BMJ-0102		rev		J	
				0.XX		±0.15															
				0.XXX		±0.05															
		angular		0°		±1°		www.fci.com		cat. no.		54602		Product - Customer Drw		sheet 1 of 1					