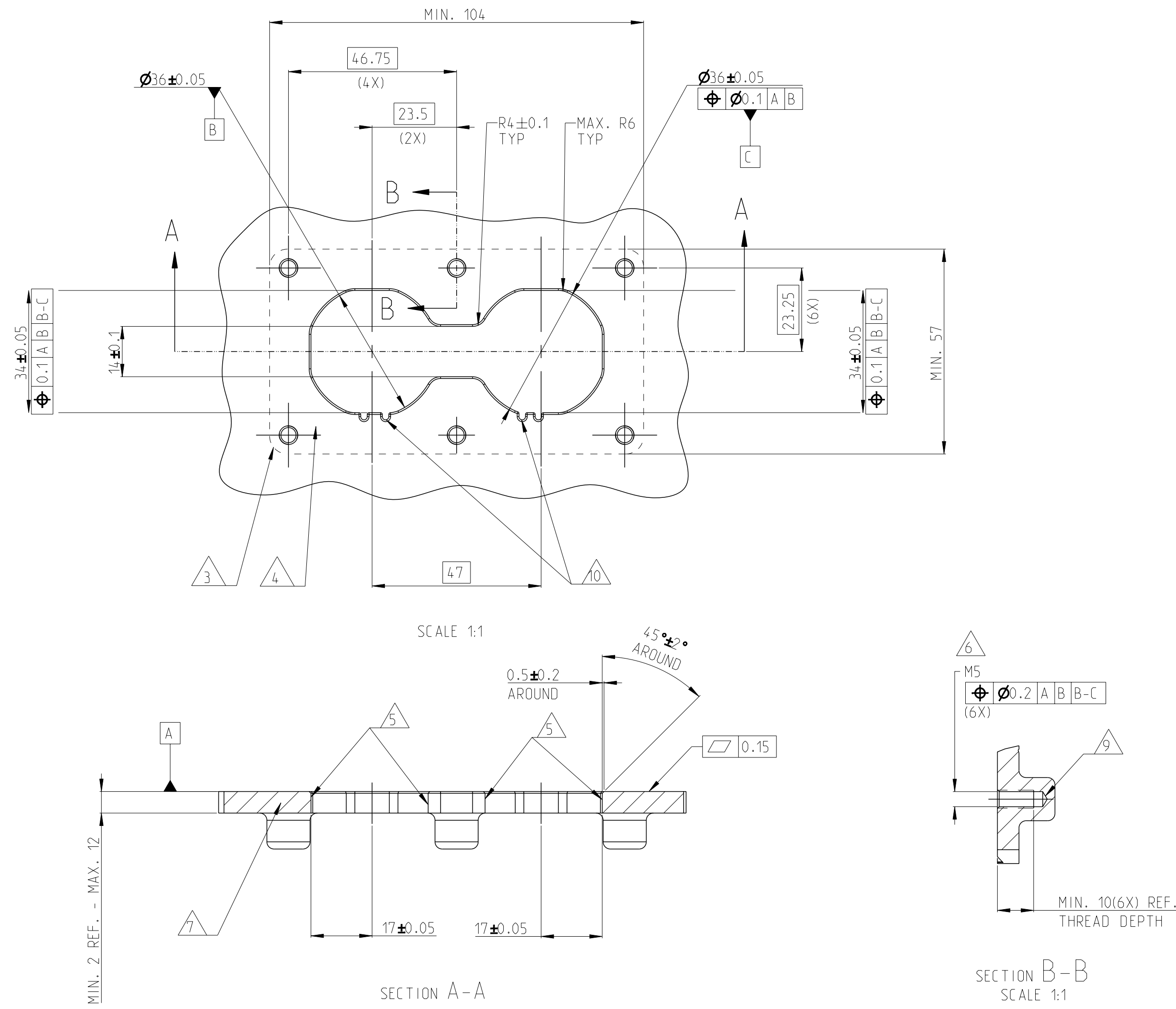
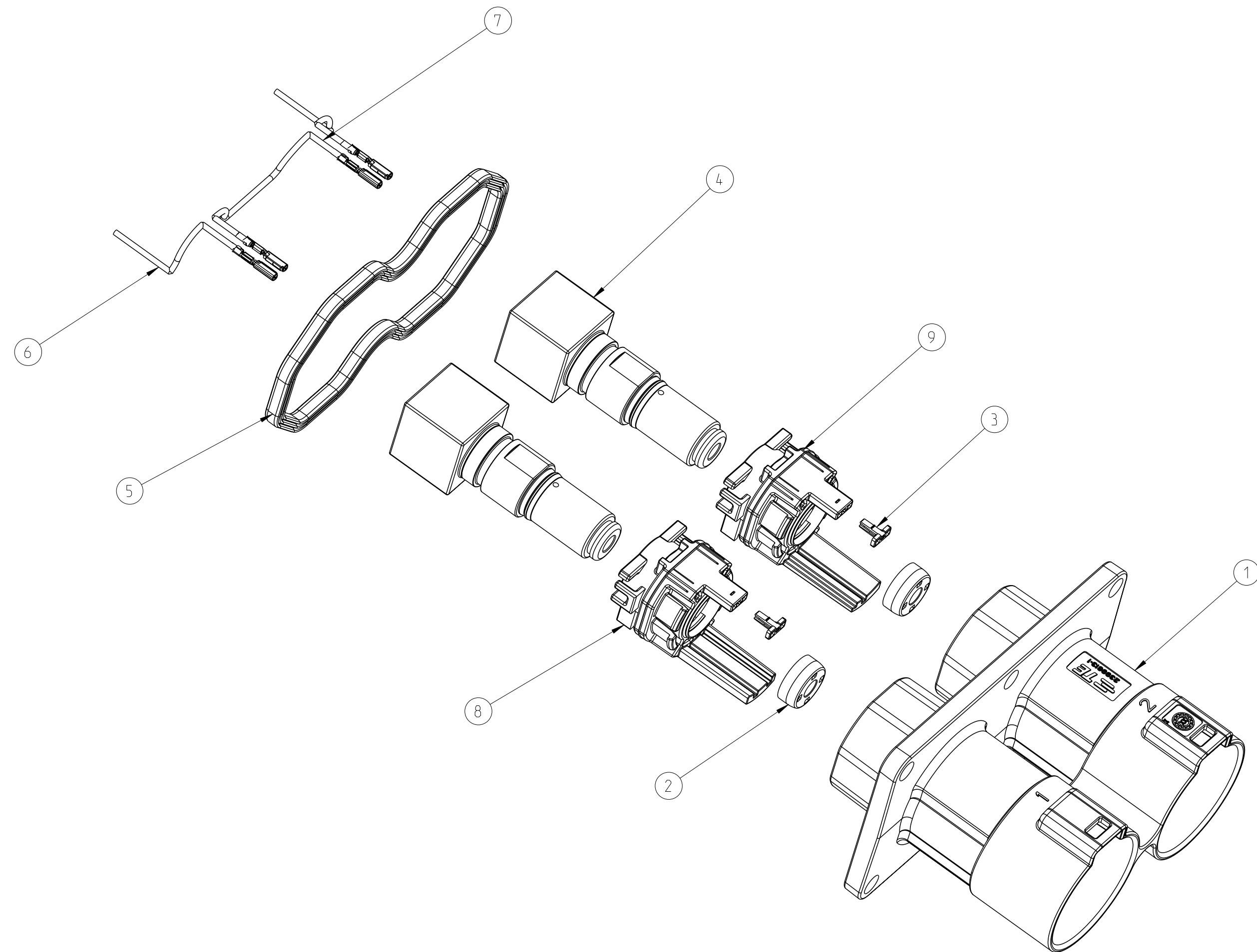


SECTION A-A

ADAPTER PLATE - HVP-HD1400 2POS HEADER INTERFACE



2-2399607-6	L/M	2POS,PIN DIA 14.0 HDR ASSY,180DEG	CODE HOUSING	M	PA66-GF	AQUA RED	(485)	1	9
			CODE HOUSING	L	PA66-GF	AQUA BROWN		1	8
			FOLLOW 2-2399607-1			-		-	-
2-2399607-5	J/K	2POS,PIN DIA 14.0 HDR ASSY,180DEG	CODE HOUSING	K	PA66-GF	AQUA GREEN	(485)	1	9
			CODE HOUSING	J	PA66-GF	ORANGE		1	8
			FOLLOW 2-2399607-1			-		-	-
2-2399607-4	G/H	2POS,PIN DIA 14.0 HDR ASSY,180DEG	CODE HOUSING	H	PA66-GF	YELLOW	(485)	1	9
			CODE HOUSING	G	PA66-GF	RED		1	8
			FOLLOW 2-2399607-1			-		-	-
2-2399607-3	E/F	2POS,PIN DIA 14.0 HDR ASSY,180DEG	CODE HOUSING	F	PA66-GF	BROWN	(485)	1	9
			CODE HOUSING	E	PA66-GF	GREEN		1	8
			FOLLOW 2-2399607-1			-		-	-
2-2399607-2	C/D	2POS,PIN DIA 14.0 HDR ASSY,180DEG	CODE HOUSING	D	PA66-GF	PURPLE	(485)	1	9
			CODE HOUSING	C	PA66-GF	BLUE		1	8
			FOLLOW 2-2399607-1			-		-	-
2-2399607-1	A/B	2POS,PIN DIA 14.0 HDR ASSY,180DEG	CODE HOUSING	B	PA66-GF	NATURE	(485)	1	9
			CODE HOUSING	A	PA66-GF	BLACK		1	8
			HV INTERLOCK CABLE,BRIDGED	-	-	-		1	7
			HV INTERLOCK CABLE	-	-	-		2	6
			FACE SEAL	-	SILICONE	RED		1	5
			BUSBAR, TOP SIDE	-	-	-		2	4
			HEADER TPA	-	PA66-GF	RED		2	3
			FINGER PROTECTION CAP	-	PA66-GF	BLACK		2	2
HEADER HOUSING 180DEG,2POS			-	AL-ALLOY	NICKEL PLATED	1	1		
FOLLOW 2-2399607-1			-	-	-	-	-	1-7	
TE-ASSY-NO	CODE	DESCRIPTION	DESCRIPTION	CODE	MATERIAL	SURFACE COLOR	WEIGHT (g)	QTY	ITEM



SCALE 1:1

2--1 AS SHOWN

- 1. MATING CONNECTOR REFER TO DRAWING 2400957
- △ CODING VARIANT
- △ FREE SPACE FOR HEADER
- △ SEALING AREA AND BURR, TOOL PARTING, SHRINKAGE, CAVITIES AND GATE MARKS PERMITTED. SURFACE ROUGHNESS Ra=1.6
- △ DRAFT ANGLE UP TO 0.5° PERMITTED
- △ MOUNTING SCREW M5, SCREW TYPE UP TO MANUFACTURER, DRILL HOLE DESIGN ACCORDING TO SCREW TYPE
- △ MATERIAL CORROSION RESISTANT, ELECTROCONDUCTIVE
- △ SCREW M8 FOR BUSBAR CONNECTION
- △ ALL THREAD HOLES ARE BLIND HOLES
- △ INTERFACE PANEL CODE: SEE SHEET 4

THIS DRAWING IS A CONTROLLED DOCUMENT.		REV. 1	29DEC2021	DATE	29DEC2021	DATE	29DEC2021	DATE	29DEC2021
DIMENSIONS: (mm)		±0.5	±0.1	±0.1	±0.1	±0.1	±0.1	±0.1	±0.1
TOLERANCES: (mm)		±0.5	±0.1	±0.1	±0.1	±0.1	±0.1	±0.1	±0.1
OTHERS: (mm)		±0.5	±0.1	±0.1	±0.1	±0.1	±0.1	±0.1	±0.1
MATERIAL		SEE TABLE	SEE TABLE	SEE TABLE	SEE TABLE	SEE TABLE	SEE TABLE	SEE TABLE	SEE TABLE
CUSTOMER DRAWING		SCALE	2:1	SHEET	1	OF	4	REV	A1

STE IE Connectivity

2POS,PIN DIA 14.0 HDR ASSY,180DEG
HVP-HD1400

SIZE CASE CODE DRAWING NO
A0 00779 C=2399607

RESTRICTED TO
-
REV A1

Technical drawing of the SPS 2399013-1 mounting bracket, showing front, side, and section views.

Front View: Shows the bracket with two mounting holes. The distance between the centers of the holes is 34.5 ± 0.5 (2X). The mounting holes are labeled M8 (2X).

Side View: Shows the bracket's profile. The distance between the mounting surfaces is labeled A.

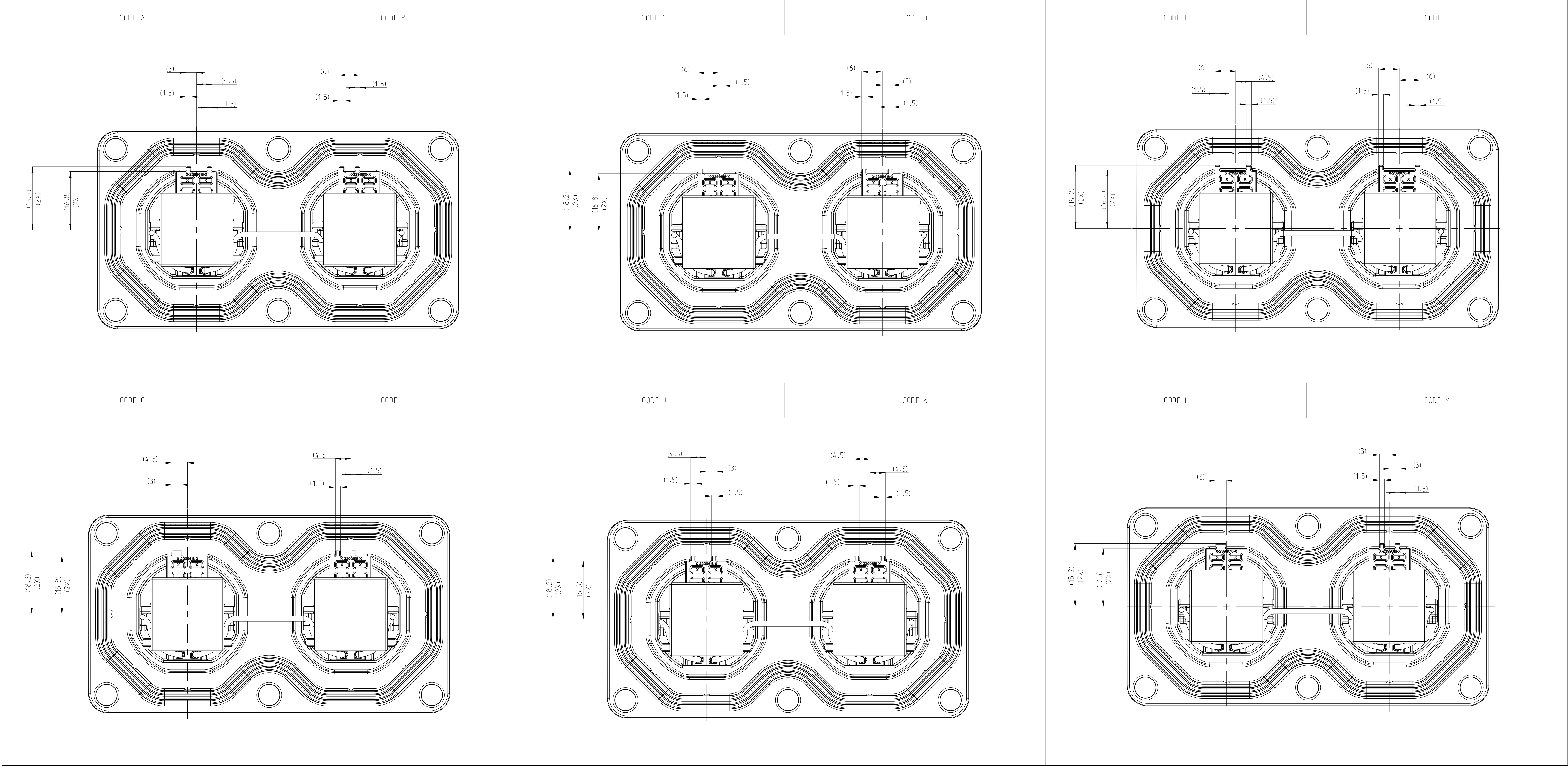
Section A-A: Shows the bracket's internal structure. The mounting surface is indicated. The distance between the mounting surfaces is (10.5) (2X). The distance between the mounting surfaces is (16.8) (2X). The hole depth is (17) (2X). The mounting surface is labeled MOUNTING SURFACE.

1.MISSING DIMENSIONS ACC.TO 2-2399607-1

1-2399607-6	L/M	2POS,PIN DIA 14.0 HDR ASSY,180DEG	CODE HOUSING	M	PA66-GF	AQUA RED	(485)	1	9
			CODE HOUSING	L	PA66-GF	AQUA BROWN		1	8
			FOLLOW 1-2399607-1	-	-	-		-	1-7
1-2399607-5	J/K	2POS,PIN DIA 14.0 HDR ASSY,180DEG	CODE HOUSING	K	PA66-GF	AQUA GREEN	(485)	1	9
			CODE HOUSING	J	PA66-GF	ORANGE		1	8
			FOLLOW 1-2399607-1	-	-	-		-	1-7
1-2399607-4	G/H	2POS,PIN DIA 14.0 HDR ASSY,180DEG	CODE HOUSING	H	PA66-GF	YELLOW	(485)	1	9
			CODE HOUSING	G	PA66-GF	RED		1	8
			FOLLOW 1-2399607-1	-	-	-		-	1-7
1-2399607-3	E/F	2POS,PIN DIA 14.0 HDR ASSY,180DEG	CODE HOUSING	F	PA66-GF	BROWN	(485)	1	9
			CODE HOUSING	E	PA66-GF	GREEN		1	8
			FOLLOW 1-2399607-1	-	-	-		-	1-7
1-2399607-2	C/D	2POS,PIN DIA 14.0 HDR ASSY,180DEG	CODE HOUSING	D	PA66-GF	PURPLE	(485)	1	9
			CODE HOUSING	C	PA66-GF	BLUE		1	8
			FOLLOW 1-2399607-1	-	-	-		-	1-7
1-2399607-1	A/B	2POS,PIN DIA 14.0 HDR ASSY,180DEG	CODE HOUSING	B	PA66-GF	NATURE	(485)	1	9
			CODE HOUSING	A	PA66-GF	BLACK		1	8
			HW INTERLOCK CABLE,BRIDGED	-	-	-		1	7
			HW INTERLOCK CABLE	-	-	-		2	6
			FACE SEAL	-	SILICONE	RED		1	5
			BUSBAR,BACK SIDE	-	-	-		2	4
			HEADER TPA	-	PA66-GF	RED		2	3
			FINGER PROTECTION CAP	-	PA66-GF	BLACK		2	3
			HEADER HOUSING 180DEG,2POS	-	AL-ALLOY	NICKEL PLATED		1	1
TE-ASSY-NO	CODE	DESCRIPTION	DESCRIPTION	CODE	MATERIAL	SURFACE COLOR	WEIGHT (g)	QTY	ITEM

4816 13/132

REVISIONS				
P.	LYN	DESCRIPTION	DATE	BYN
-	-	SEE SHEET 1	-	-



THIS DRAWING IS A CONTROLLED DOCUMENT.

DIMENSIONS:
(mm)

MATERIAL
SEE TABLE

100% DIMENSIONS CHECKED

OTHERWISE 100% TESTED

±0.5

±0.1

±0.05

±0.001

FINISH SPEC 2

CUSTOMER DRAWING

REV

3

TAN

CHK

1

LL

APPV

1

LYN

PRODUCT SPEC

10B-160407

APPLICATION SPEC

114-160222

WEIGHT

SEE TABLE

DATE

29DEC2021

NAME

2POS.PIN DIA 14.0.HDR ASSY.180DEG

SIZE

A0

CASE CODE

00779

DRAWING NO

C=2399607

RESTRICTED TO

-

SCALE

2:1

SHEET

3

OF

6

REV

A1

TE Connectivity

Mouser Electronics

Authorized Distributor

Click to View Pricing, Inventory, Delivery & Lifecycle Information:

[TE Connectivity:](#)

[1-2399607-1](#) [1-2399607-2](#) [2-2399607-1](#) [2-2399607-2](#) [2399607-1](#) [2399607-2](#)