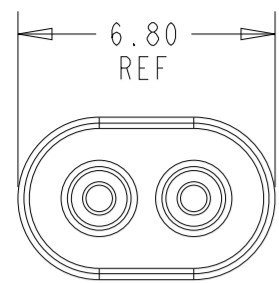
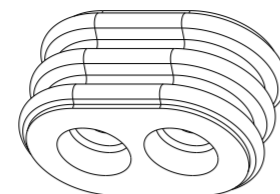
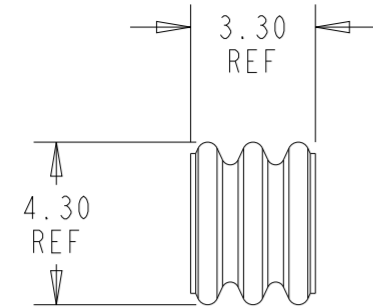


REVISIONS

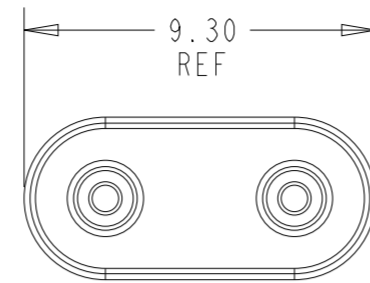
P	LTR	DESCRIPTION	DATE	DWN	APVD
A		FIRST RELEASE	02APR2019	L.C	D.Z
A1		REVISED PER ECR-21-117971	09NOV2021	SK	DZ



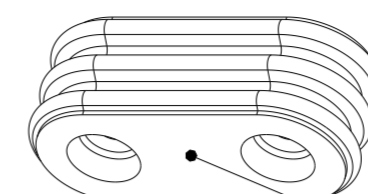
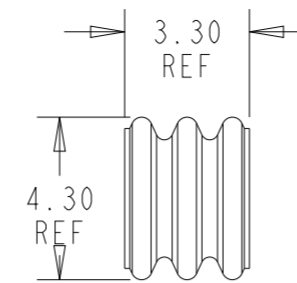
1-2 POSITION



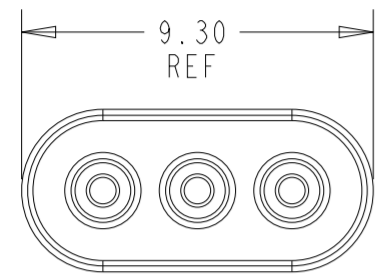
2321922-2



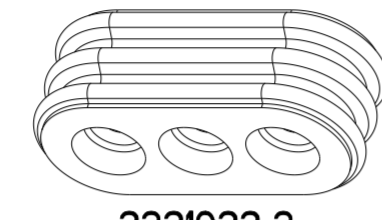
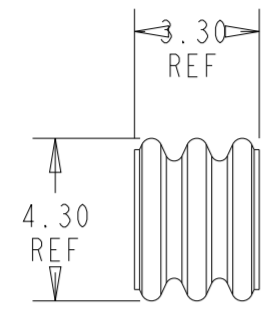
1-2 POSITION



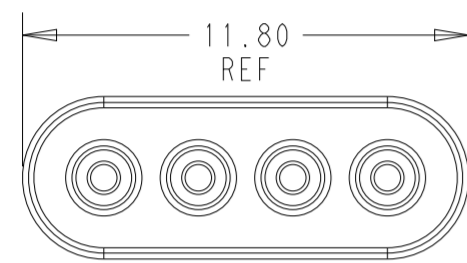
1-2321922-3 CENTER CAVITY BLOCKED



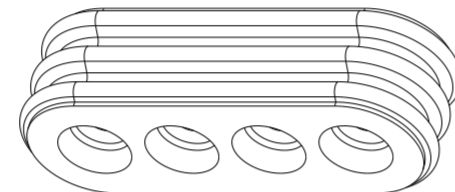
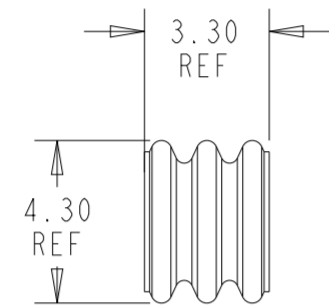
1-3 POSITION



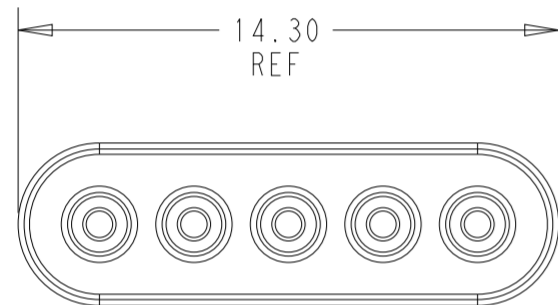
2321922-3



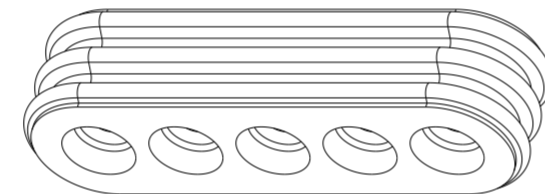
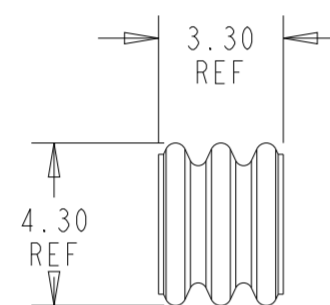
1-4 POSITION



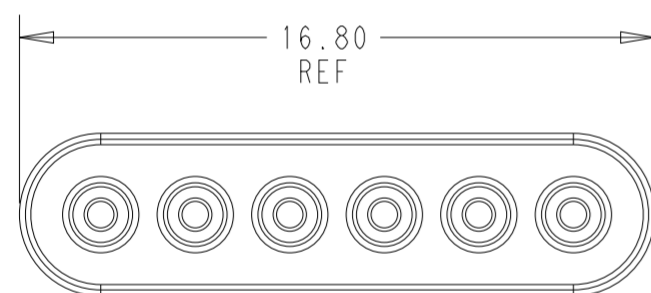
2321922-4



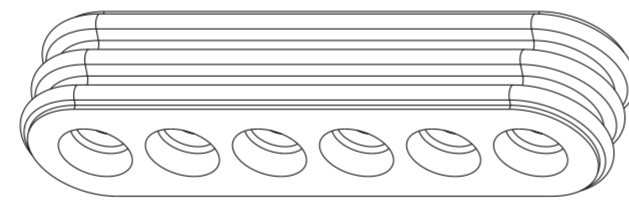
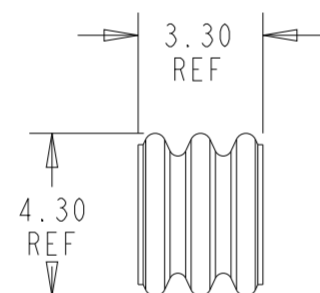
1-5 POSITION



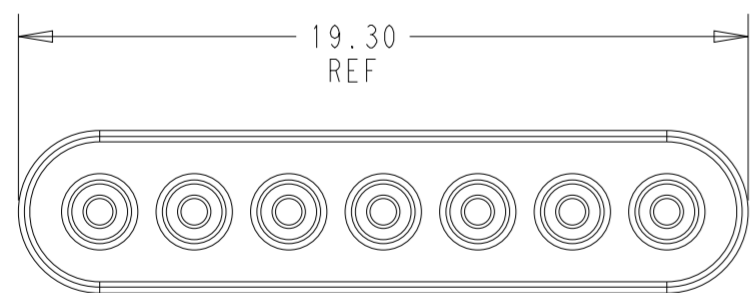
2321922-5



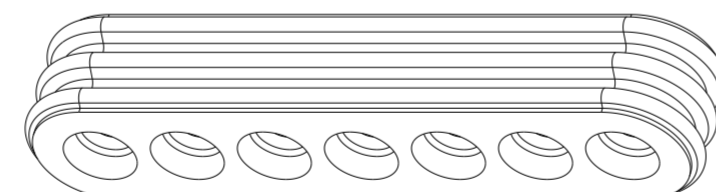
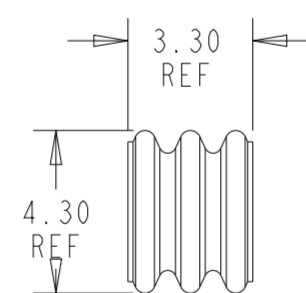
1-6 POSITION



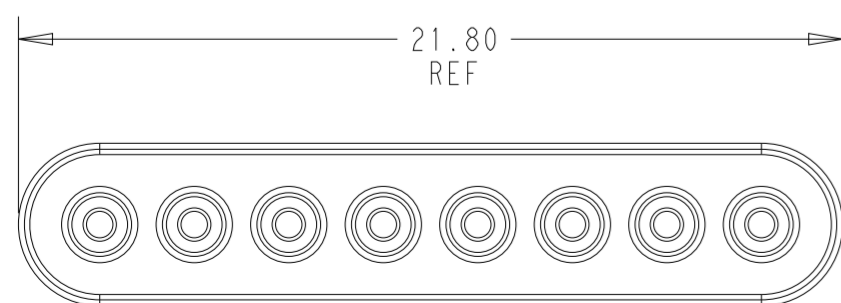
2321922-6



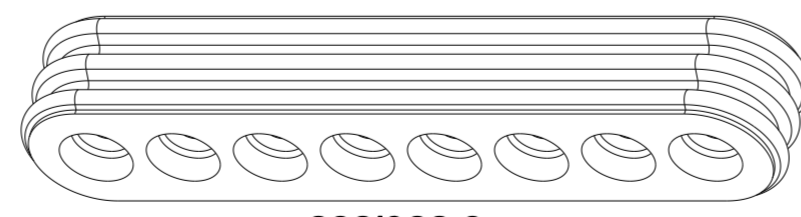
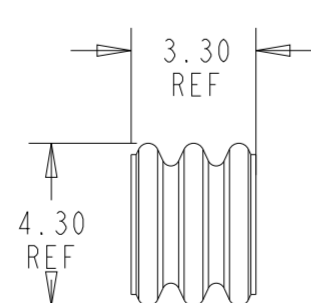
1-7 POSITION



2321922-7



1-8 POSITION



2321922-8

- 1 MATERIAL: SILICONE RUBBER, INHERENTLY LUBRICATED  
COLOR: BLUE
- 2. FOR USE WITH 26 TO 22 AWG WIRE, INSULATION DIAMETER 1.30-1.60mm
- 3. MATING CONNECTOR P/N'S:  
CAP HSG - 2321926-\*/2321924-\*/2329544-  
PLUG HSG - 2321918-\*/2329541-\*
- 4 PRELIMINARY PART - NOT RELEASED FOR PRODUCTION

1*2	1-2321922-3
1*8	4 2321922-8
1*7	4 2321922-7
1*6	2321922-6
1*5	2321922-5
1*4	2321922-4
1*3	2321922-3
1*2	2321922-2
POSITIONS	PART NUMBER

THIS DRAWING IS A CONTROLLED DOCUMENT.

DIMENSIONS:	TOLERANCES UNLESS OTHERWISE SPECIFIED:	DWN	01FEB2019	 TE Connectivity			
mm	0 PLC ±	CHK	B. WEAVER 01FEB2019				
	1 PLC ±	APVD	C. YI 01FEB2019				
	2 PLC ±	NAME	C. YI 01FEB2019				
	3 PLC ±	PRODUCT SPEC	108-143069	REAR GANG SEAL, SDL 2.5 WATERPROOF			
	4 PLC ±	APPLICATION SPEC	114-143067				
MATERIAL	FINISH	WEIGHT	-	SIZE	CAGE CODE	DRAWING NO	RESTRICTED TO
1	-	-	-	A2	00779	G-2321922	-
CUSTOMER DRAWING			SCALE	5:1	SHEET	1 OF 1	REV
							A1

# Mouser Electronics

Authorized Distributor

Click to View Pricing, Inventory, Delivery & Lifecycle Information:

[TE Connectivity:](#)

[2321922-3](#)